



Technical report

2017/18





Contents



Overview

4

Introduction

6

Road to Lyon

16

The final

22

The winning coach

24

Results

Analysis

28

Talking points

32

Route to goal

34

Goals of the season

36

Squad of the season

Statistics

38

Number crunching

42

Team profiles



UEFA's Technical Observers (from left to right): Milenko Ačimovič, Jerzy Engel, Mixu Paatelainen, Thomas Schaaf, Ghenadie Scurtul, Stefan Majewski, Frank Ludolph

Analysis, reflection and debate

UEFA's Technical Observers Group met after the final in Lyon to discuss the season's key trends. Their thoughts form the basis of this report

This review of the 2017/18 UEFA Europa League campaign serves as a record of a season that spanned 205 matches, from the opening of the group stage in September to the final at the Stade de Lyon on 16 May. It is a report offering factual and statistical information about the ninth season of the UEFA Europa League in its present format, with the aim of providing a deeper analysis of the action on the field of play through the interpretations of UEFA's Technical Observers Group.

This small group of coaches delivered their input on every match from the round of 16 onwards and their reports and reflections provided the substance for the discussion that took place when they met together in Lyon on

the morning after the final between Olympique de Marseille and Club Atlético de Madrid.



Thomas Schaaf, the coach who guided Werder Bremen to the final of this competition in 2009, chaired this review panel alongside Frank Ludolph, UEFA's Head of Football Education Services, and they heard some fascinating insights about the tactical approaches and trends witnessed from the experienced coaching figures in attendance.

Jerzy Engel, the former Poland national team coach, drew on his vast experience, together with his compatriot Stefan Majewski, formerly a Poland international defender and now sport director of the Polish Football Association (PZPN).

Mixu Paatelainen, the national coach of Latvia who has played and coached in five different countries around Europe, provided some illuminating observations, and there were equally valuable contributions from Ghenadie Scurtul, technical director of the Moldovan Football Federation (FMF), and the former Slovenia and Crvena zvezda midfielder Milenko Ačimovič.

The end product is a report that intends to provide coaches across the continent with food for thought. It will be made available to members of the coaching family throughout Europe and, hopefully, will help development coaches stay aware of the prevailing styles and strategies at the top end of the club game.

Group A

			
Villarreal CF (VIL)	FC Astana (AST)	SK Slavia Praha (SLP)	Maccabi Tel-Aviv FC (MTA)

Group B

			
FC Dynamo Kyiv (DKV)	FK Partizan (PAR)	BSC Young Boys (YB)	KF Skënderbeu (SKE)

Group C

			
SC Braga (BRA)	PFC Ludogorets 1945 (LUD)	İstanbul Başakşehir (İBS)	TSG 1899 Hoffenheim (HOF)

Group D

			
AC Milan (MIL)	AEK Athens FC (AEK)	HNK Rijeka (RJK)	FK Austria Wien (AW)

Group E

			
Atalanta BC (ATA)	Olympique Lyonnais (LYO)	Everton FC (EVE)	Apollon Limassol FC (APL)

Group F

			
FC Lokomotiv Moskva (LOM)	FC København (KOB)	FC Sheriff (SHE)	FC Zlin (ZLI)

Group G

			
FC Viktoria Plzeň (PLZ)	FCSB (FCSB)	FC Lugano (LUG)	Hapoel Beer-Sheva FC (HBS)

Group H

			
Arsenal FC (ARS)	FK Crvena zvezda (ZVE)	1. FC Köln (KLN)	FC BATE Borisov (BATE)

Group I

			
FC Salzburg (SAL)	Olympique de Marseille (MAR)	Konyaspor (KON)	Vitória SC (VSC)

Group J

			
Athletic Club (ATH)	Östersunds FK (OST)	FC Zorya Luhansk (ZOR)	Hertha BSC Berlin (HRT)

Group K

			
SS Lazio (LAZ)	OGC Nice (NCE)	SV Zulte Waregem (ZUL)	Vitesse (VIT)

Group L

			
FC Zenit (ZEN)	Real Sociedad de Fútbol (RS)	Rosenborg BK (ROS)	FK Vardar (VRD)

Clubs joined from the UEFA Champions League

							
Club Atlético de Madrid (ATL)	Borussia Dortmund (DOR)	Celtic FC (CEL)	PFC CSKA Moskva (CSKA)	SSC Napoli (NAP)	RB Leipzig (RBL)	FC Spartak Moskva (SPM)	Sporting Clube de Portugal (SCP)

Road to Lyon

From qualifying to the final, 190 clubs took part in the 2017/18 UEFA Europa League, with two familiar names going the distance



Thousands of Köln fans made the trip to London to see their team take on Arsenal



Zenit midfielder Matias Kranevitter (left) was at the heart of his team's 3-1 victory away to Real Sociedad; Atalanta marked their return to European football after 16 years with a 5-1 win at Everton (below)

29

Countries were represented in the group stage

6-0

Real Sociedad's win at Vardar was the biggest away victory in the UEFA Europa League era

Group stage

Eventual semi-finalists Arsenal were competing for the first time in the UEFA Europa League yet the sight of 20,000 Köln fans descending on north London for their first Group H fixture spelled out clearly what the competition means to so many clubs. Arsenal might have sewed up qualification with their matchday four home draw against Crvena zvezda, but the most impressive performers were arguably Zenit, who won five of their six matches in Group L, and the similarly unbeaten Atalanta and Salzburg. While the Austrian club won their group for the fourth time, Atalanta were playing European football for the first time since 1991 and finished top of their section with the help of a 5-1 victory at Everton.

Overall there were nine sides, Atalanta included, making their debuts in the group stage of a major UEFA competition: Hoffenheim, İstanbul Başakşehir, Köln, Lugano, Östersund, Vardar, Vitesse and Zlín were the other eight. Östersund, a Swedish fourth-division outfit seven years earlier, joined Atalanta in progressing by coming second behind Athletic Club in Group J. Via cultural activities, such as performing a ballet, Östersund coach Graham Potter had created a strong connection between

his players and their local community in Sweden's sub-arctic central region – bonds that served them well on a run that began with the scalp of Galatasaray in the second qualifying round. Marseille's campaign kicked off one round later with a 4-2 home success against Belgium's Oostende. By Christmas they too were in the knockout stage, securing their progress thanks to a goalless home draw with Salzburg on matchday six – the only match at the Stade Vélodrome that they did not win on the long road to the final.



Round of 32

One of eight arrivals from the UEFA Champions League, Atlético suffered an early stumble on their return to the competition after a five-year absence, falling behind to Viktor Fischer's 15th-minute goal at København. Within six minutes, though, Saúl Ñíguez had drawn them level – and by the finish Atleti had a 4-1 advantage in a tie they eventually won 5-1.

For the other Spanish contenders there were mixed fortunes. Athletic overcame Spartak Moskva with the help of a 3-1 first-leg success in Russia where an Aritz Aduriz double showed the enduring predatory powers of a striker who had turned 37 four days earlier. Athletic's Basque rivals Real Sociedad succumbed to Salzburg (3-4 aggregate), and Villarreal's campaign closed early too, the Group A winners beaten home and away by Olympique Lyonnais. Another of the group winners, Braga, fell at the hands of another French side with sights set on the final – Marseille – as Rudi Garcia's men seized control of the tie at home where Valère Germain (2) and Florian Thauvin scored in a 3-0 first-leg victory.

The third of the group winners to fall, Atalanta, could count themselves highly unfortunate. After succumbing to a 91st-minute goal in a 3-2 first-leg reverse in Dortmund, they were on course to advance on away goals until the Bundesliga club struck late once more through Marcel Schmelzer.

Arsenal ended Östersund's adventure, winning 3-0 in Sweden before Graham Potter's outsiders gave 5,000 of their fans one last night to remember with a 2-1 triumph in London.

Arguably no club issued a bigger statement of intent than Leipzig. In their first season of UEFA competition, they had arrived here after UEFA Champions League elimination, and responded with a 3-1 win at the Stadio San Paolo against Napoli, Timo Werner scoring twice. Although Napoli fought back strongly to win 2-0 in Germany it was not enough for the eventual Serie A runners-up, who had also parachuted in from the UEFA Champions League.

Amadou Haidara (above) shows his delight at Salzburg taking the lead away to Real Sociedad; Mário Rui of Napoli (right, centre) tries to find a way through his Leipzig opponents



14

The number of competing clubs who had previously lifted a major European trophy

3

Of the eight clubs who arrived from the UEFA Champions League, only Celtic, Napoli and Spartak Moskva fell at this first hurdle

Italy's two other contenders, Lazio and AC Milan, both progressed, beating FCSB and Ludogorets respectively. There was success too for three of the four Russian clubs.

Aside from Spartak's aforementioned demise, Lokomotiv Moskva beat Nice with the help of a 3-2 comeback victory in France courtesy of a Manuel Fernandes hat-trick – the midfielder's second treble of the campaign after he hit three in the opening 17 minutes of the group game against Zlín. Meanwhile, CSKA and Zenit – UEFA Cup winners in 2005 and 2008

respectively – got the better of two former European champions in Crvena zvezda and Celtic.

Like neighbours Crvena zvezda, who had waited 26 years to play European football into the new year, Partizan lost their way with defeat by Plzeň. As a reflection of the historic names participating in the 2017/18 competition, there were 14 former European trophy winners involved in the round of 32, including Dynamo Kyiv, who ousted undefeated AEK on away goals, and Sporting, who ended Astana's run.



Östersund keeper Aly Keita greets the fans who travelled from Sweden to see their heroes win at Arsenal

Graham Potter's outsiders gave 5,000 of their fans one last night to remember with a 2-1 triumph in London

Lazio's Felipe Anderson on the ball against Dynamo Kyiv



Round of 16

Lyon's dream of appearing in the final in their home stadium evaporated with an away-goals reverse against CSKA Moskva. They had looked set fair after prevailing 1-0 in Moscow through Marcelo's headed goal, but Aleksandr Golovin, Ahmed Musa and Pontus Wernbloom earned the Russian visitors a 3-2 victory in France – and progression on the away-goals rule.

Marseille's home form, by contrast, was increasingly assured: Lucas Ocampos (2) and Dimitri Payet secured a 3-1 home win against Athletic, and Aritz Aduriz's away goal (his eighth overall) counted for nothing in the end as OM triumphed in northern Spain too, Ocampos and Payet both scoring again in a 2-1 success.

There was an even more emphatic aggregate success for Marseille's eventual final opponents Atlético, who overwhelmed Lokomotiv Moskva 8-1 over the two legs. After a spectacular Saúl Ñíguez strike had sparked a 3-0 home win, they triumphed 5-1

in Moscow where Fernando Torres hit his final two European goals for the club in his farewell season.

A scorer in the 2017 final for Manchester United, Henrik Mkhitaryan claimed his first goal as an Arsenal player to pave the way for a 2-0 first-leg victory at Milan for the Gunners, who went on to shrug off an early Hakan Çalhanoğlu goal for the Rossoneri in London where they won the return 3-1, Danny Welbeck scoring twice.

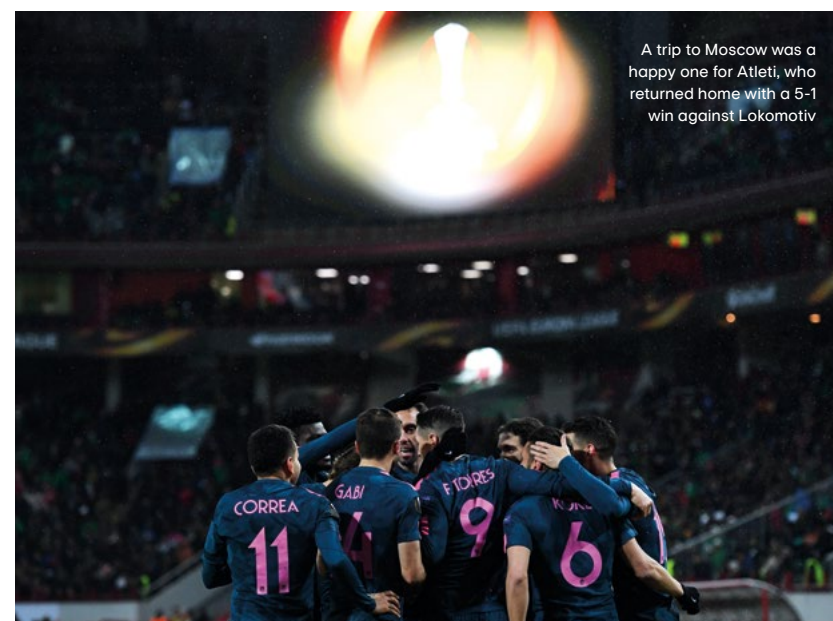
Lyon's dream of appearing in the final in their home stadium evaporated with an away-goals reverse against CSKA Moskva

1

Lyon were the only club from the last 16 in 2016/17 who were involved at the same stage in 2017/18

7

Júnior Moraes's equaliser in Dynamo Kyiv's 2-2 draw at Lazio was his seventh goal of the campaign



A trip to Moscow was a happy one for Atleti, who returned home with a 5-1 win against Lokomotiv

Salzburg's success in reaching their first quarter-finals since finishing as UEFA Cup runners-up in 1994 owed everything to a 2-1 first-leg win in Dortmund, where Valon Berisha struck twice. There was also a key win on the road for Lazio, who followed up a home draw with Dynamo Kyiv with a 2-0 victory in Ukraine.

As in the previous round Bruma and Timo Werner delivered vital goals for Leipzig, scoring in the 2-1 home win over Zenit. Domenico Criscito's free-kick pulled a goal back on the night, but the German side duly earned a 1-1 draw in St Petersburg.

There was no more dramatic a finish than in the Czech Republic where Plzeň cancelled out their two-goal first-leg deficit against Sporting through a Marek Bakoš double, then saw their goalkeeper, Aleš Hruška, stop a Bas Dost spot kick in added time. If they felt it was going to be their night, Rodrigo Battaglia's extra-time header decided otherwise. Plzeň's fifth straight home win was in vain.



Myziane Maolida can't bear to look, as Lyon are knocked out by CSKA Moskva on away goals

Quarter-finals

Atlético's power at home provided the platform for victory over Sporting, Antoine Griezmann adding to a Koke goal after just 22 seconds in their 2-0 first-leg victory. For Sporting, Fredy Montero's first-half riposte in Lisbon was not enough as they failed to breach Atleti's defence a second time.

Marseille also suffered a 1-0 away loss, in their first leg at Leipzig, and when Bruma doubled the German club's aggregate lead two minutes into the return, OM had work to do. Yet driven on by their impassioned

supporters, Rudi Garcia's men conjured a thrilling response, summed up by an exceptional individual goal by skipper Dimitri Payet – the home team's fourth in their eventual 5-2 triumph.

There was drama too in Salzburg where Lazio seemed poised for the semi-finals when Ciro Immobile's 55th-minute opening effort increased the aggregate lead of Simone Inzaghi's side, 4-2 winners a week earlier in Rome. Even when Munas Dabbur struck a minute later, a Salzburg

comeback looked unlikely but three goals in a sensational five-minute spell between the 72nd and 76th minutes – from Amadou Haidara, Hee-Chan Hwang and Stefan Lainer – turned the tie on its head.

After conceding four first-half goals away to Arsenal, CSKA Moskva threatened another fightback when Fedor Chalov and Kirill Nababkin scored in the second leg, yet a Danny Welbeck strike and Aaron Ramsey's third goal of the tie slammed the door shut.

Marco Rose enjoyed an impressive first season at the Salzburg helm



Rudi Garcia's men conjured a thrilling response, summed up by an exceptional individual goal by skipper Dimitri Payet

8

Lazio's Ciro Immobile scored in both legs against Salzburg to reach eight goals overall

1996

The year an Austrian side had last reached the last four of a major UEFA club competition

Dimitri Payet (above) was one of the scorers in Marseille's 5-2 win against Leipzig; Koke (right) scored Atleti's quickest Europa League goal after 22 seconds on the way to a 2-0 win over Sporting



Atlético made Arsenal suffer for a defensive lapse when Antoine Griezmann snatched an equaliser on a first-leg night in London memorable for the hosts' profligacy

5

Atlético won through to their fifth European final in nine seasons

250

The second leg in Madrid was Arsène Wenger's 250th European match as a coach, in his 22nd and final year as Arsenal manager



Antoine Griezmann's late equaliser at Arsenal in the first leg gave Atleti a platform to knock out the English side



Adil Rami (No23) leads the celebrations after Marseille book a place in Lyon by knocking out Salzburg

Semi-finals

Despite losing Šime Vrsaljko to a tenth-minute red card and falling behind to an Alexandre Lacazette goal, Atlético made Arsenal suffer for a defensive lapse when Antoine Griezmann snatched an equaliser on a first-leg night in London memorable for the hosts' profligacy – and Jan Oblak's brilliant save from Aaron Ramsey.

Atlético punished another lapse back in Madrid as Diego Costa's solitary goal on the counter ended the dream of a first European trophy for the visitors' outgoing manager, Arsène Wenger – and meant

Atleti did not concede a home goal en route to the final.

In the other semi-final, Dimitri Payet was once more the inspiration for Marseille as he set up goals for Florian Thauvin and Clinton Njie in the 2-0 first-leg win over Salzburg. Marco Rose's men undid that deficit back in Austria through Amadou Haidara's solo strike and a Bouna Sarr own goal, yet they had no comeback when Rolando grabbed a goal from a corner in the 116th minute to push Marseille over the line – and into their first final since 2004.

Gabi celebrates after rounding off Atleti's triumph with the final goal against Marseille, only his second in European competition during a long career



Atlético masterclass

Tactical knowhow and a cutting edge allow Atleti's quality to shine through

"Atleti Forever" read the giant banner at one end. At the other, a massive blue cross on a white backcloth bore the battle cry "Allez L'OM!". This was the Stade de Lyon on Wednesday 16 May, and a meeting of two famous old clubs, Atlético de Madrid and Marseille, who had reached this destination after compelling, contrasting, journeys.

For Atlético, it was their fifth European final of the decade; for Marseille, the first since 2004. The Spaniards had already lifted this trophy twice before; Marseille had lost two finals. Atlético had entered the competition in February following UEFA

Champions League elimination; Marseille's campaign had begun the previous July in the third qualifying round. The teams had displayed different approaches also, Atlético with their organisation and discipline and killer touch on the counter; Marseille with the attacking flair that had lit up their road to a final played some three hours north of home in Lyon.

One thing that the clubs had in common was a hunger for the trophy that Éric Abidal, the former Lyon, Barcelona and France defender, carried on to the field before kick-off. Another was the presence of a French

talisman in each line-up – Atlético's Antoine Griezmann and Marseille's Dimitri Payet. They exchanged words moments before kick-off, Payet patting his international colleague on the head, unaware that the evening would hold dramatically diverging fortunes for the pair.

It was Marseille who opened the contest, with forward Valère Germain delivering a rugby-style kick into touch in Atleti territory to a big cheer from the French fans filling three-quarters of the stadium. In the words of Thomas Schaaf, one of UEFA's technical observers at the match, it was a statement

"They were trying to make a statement and say, 'We want to go forward'"

Thomas Schaaf

of intent from a side eager to take the game to Atlético as they pursued a first European prize since their UEFA Champions League triumph 25 years earlier. "They were trying to make a statement and say, 'We want to go forward, we want to put pressure on our opponents'," said Schaaf. "They started with a lot of intensity."

The noisy OM fans greeted the early opposition touches with a screech of whistles. The volume would have risen a notch or two higher but for a wayward finish by Germain in the fourth minute. He had a golden opportunity, fashioned by the

fantastic feet of Payet. Gathering the ball in the centre-circle, the Marseille skipper exchanged passes with Florian Thauvin then slipped the ball through to Germain, breaking clear on Jan Oblak's goal. Yet the shot flew high and wide. A pivotal moment.

Marseille, at this early stage, were profiting from the presence of Payet, a drifting No10 able to find pockets of space. Soon Atleti survived another scare as Adil Rami's strike on the half-turn flew past the far post. During this bright opening from the Ligue 1 side, winger Lucas Ocampos offered further encouragement with his long-legged

surges down the left and he smuggled the ball infield for Payet and André Zambo Anguissa to release Bouna Sarr, the right-back attacking down the opposite side, who dragged a cross-shot wide.

Patrolling the technical area were two different-looking figures. Where Marseille coach Rudi Garcia was smartly suited, Atleti's assistant coach, Germán Burgos, deputising for the suspended Diego Simeone, stood with his shirt hanging outside his jeans. His team's own ruffled look would not last for much longer.

Griezmann, scorer of their opening goal, had burst into action in the 16th minute when working back inside his own half to win the ball with a slide tackle. Moments later he supplied Koke higher up the pitch but midfielder Zambo Anguissa averted the threat. A sharp challenge by the same player then sparked another Marseille surge but Payet did not connect cleanly with the shot and, unfortunately for Zambo Anguissa, his team would now suffer for the young Cameroonian midfielder's first slip of the evening.

Goalkeeper Steve Mandanda, looking to play forward from the back, drove a pass to Zambo Anguissa, whose loose touch brought instant punishment. Gabi released Griezmann and he waited for Mandanda to commit and then, with the goalkeeper falling to his left, rolled the ball to the right. The 27-year-old, born and bred an hour away in Mâcon, had now scored in every round of the knockout phase. The flag-filled Marseille end fell suddenly silent. Griezmann, with exceptional calmness, had succeeded where Germain had failed in the opening minutes.

Reflecting on the preamble to the goal, Mixu Paatelainen said it was the fruit of "the instant press which the Atlético players do so well because they work so hard". For Zambo Anguissa, 22, it provided a severe dent in his confidence – and that of his team. "All the moves Marseille made after that were slightly hesitant, whereas Atlético kept playing their game," noted Paatelainen. "That is a quality of that team," he added of Atlético. "They can wait for such situations, then seize the opportunity." Milenکو

Griezmann, with exceptional calmness, had succeeded where Germain had failed in the opening minutes

Antoine Griezmann opens the scoring with a coolly taken shot that sends Steve Mandanda the wrong way

Ačimovič went even further, saying: "They stood where they knew their opponents would be weak. They knew Marseille would be under enormous psychological pressure and would make mistakes."

Atlético had done the same to Arsenal in each leg of their semi-final: punishing errors with a clinical touch. Their own defence is less prone to lapses than most, starting with Oblak, their Slovenian goalkeeper, who displayed his confidence with an assured take from a Thauvin cross. They carry a dead-ball threat too, as seen when Koke found Ángel Correa on the angle of the six-yard box but the Argentinian could not manage a clean strike.

For Marseille, bad became worse in the 32nd minute with the departure of Payet, their inspirational playmaker, owing to the thigh injury that had left a question mark against his involvement beforehand. After Thauvin had helped him to his feet, Payet held his shirt to his eyes, which now leaked a tear or two as team-mates offered hugs and pats on the head. There was even a kiss from Griezmann.



Marseille striker Valère Germain pulls clear from Lucas Hernández (top); OM fans turn up the volume (above); a distraught Dimitri Payet is comforted by Antoine Griezmann as he leaves the pitch (right)



Following Germain's miss, and Zambo Anguissa's mistake, a third key moment had gone against OM. "They lost a player who's very important to them," said Jerzy Engel. "He was the leader for Marseille up front and when they lost him, the team immediately went down a lot." Payet's replacement, Maxime Lopez, is a player of promise but he took up deeper positions, meaning the loss of their No10 threat. "They also lost their key player who could make that pass on the counterattack," said Ghenadie Scurtul.

The 20-year-old Lopez soon experienced at first hand the defensive knowhow of the Spanish side. Released by Sarr down by the corner flag, he was unable to profit as Diego Godín stepped across to shepherd the ball out of play. Gabi was similarly effective when blocking Morgan Sanson as he sought to break forward, the 34-year-old getting his body in the way of the Marseille midfielder and winning a free-kick.

When Ocampos pulled away from one Atleti man, meanwhile, he found himself smothered by another four, all converging to snuff out danger. This was a team with a strong tactical understanding. In the first period, in particular, they stuck to their positions, interchanging less frequently than in other matches as they focused on making life difficult for their opponents. As Stefan Majewski remarked: "There was never an empty space. They were always there."

It explains the frustrations of Jordan Amavi, the Marseille left-back who received a yellow card for a wild challenge on Šime Vrsaljko just before the break. Vrsaljko's own



The Atleti players enjoy the moment as Antoine Griezmann's second goal puts them 2-0 ahead

first-half caution meant he did not return for the second period, the veteran Juanfran replacing a player who had been red-carded in the semi-final at Arsenal.

It had begun to rain as the action resumed and for Atlético a second goal was in the offing. Correa found space more than once when moving in from the flank and the Argentinian might have got a goal after a superb turn in the box but his failure to summon an instant shot allowed Sarr time to block his path. Instead it was Griezmann who doubled the advantage after 49 minutes.

From a Marseille throw-in, Atleti reclaimed the ball in the middle of the pitch where Saúl Ñíguez headed it on to Griezmann. The Frenchman flicked the ball inside to Koke and when he returned it to Griezmann, the striker took a couple of touches before dinking the ball coolly over Mandanda.

Mixu Paatelainen hailed the quality of the finish, saying: "You give him that half a yard and he's away with the ball at his feet. What a finish. Again, composure. Again, clinical." It was not just Griezmann's finishing that drew praise from UEFA's technical team. "He's a

great example for the youngsters to show how hard the top players work for the team and their team-mates," added Paatelainen of the player's readiness to drop deep and help out with defensive tasks.

"Griezmann works very, very hard defensively. He comes deep into the midfield to help when they play the 4-4-2 system or 4-4-1-1, which they prefer, so as not to be overloaded in the midfield. Griezmann does a very valuable job there and that shows discipline from their star player. He's very humble to work defensively for his team-mates and his manager, and that tells a story."

Thanks to their compatriot Griezmann, Marseille now had a mountain to climb. With the rain falling and the wind blowing, the OM coach Garcia had donned a baseball cap. The forecast was bleak. After making a notable interception, nicking the ball off the toe of the dangerously placed Diego Costa, Rami turned and barked a command to his team-mates, thumping his chest to enforce the point. To little apparent avail as Griezmann whipped the ensuing corner

into the near-post area and Godín flashed a header narrowly off target.

Not until the midway point of the half did OM stir back into life. Lopez dinked a ball into the box but the ever-reliable Godín flew in to head clear. When a ball did fall to Sanson in the area, he slid as he shot and it flew over. If Germain thumped the turf then, Luiz Gustavo showed his frustration with a kick at Griezmann. From the subsequent free-kick into the box, Saúl's header struck Gustavo's hand but the contact was unintentional.

For Marseille coach Garcia, the final roll of the dice came with the substitution of Germain by Kostas Mitroglou. Earlier in the half, Clinton Njie had replaced Ocampos but the Marseille formation remained the same. With Mitroglou on the field, they switched to 4-4-2 and had the option of a more direct route. It nearly bore fruit when Mitroglou leapt above Godín and nodded Sanson's cross beyond Oblak. However, the ball struck the far post and span across the face of the goal, and Atleti survived. With nine minutes remaining, perhaps it was a

sinking feeling that explained why Garcia stood unmoved on the touchline.

To their credit the OM fans sent a fresh wave of noise rolling around the ground soon after and Oblak finally had a save to make when Amavi drove in a shot from outside the box. In truth, Oblak was little troubled in securing Atlético's sixth clean sheet in nine matches in the competition.

Even with the game in their grip, the Spanish side did not ease their intensity. Koke and Saúl trapped Sarr deep in his own half. When Rami then lost the ball to Koke, Costa could have played in the all-alone Griezmann but opted instead to drill in a shot that deflected wide off a defender, prompting Griezmann, hungry for his hat-trick, to fling out an arm in frustration.

The third and final goal came from a less likely source. Thomas Partey, on for Correa, began the move that brought Gabi's first European strike since 2011. Partey won the ball 15 metres inside his own half, before Griezmann sent Costa on an angled run out to the left. He laid the ball off to Koke and the midfielder steered a pass across the area to Gabi, who drilled low past Mandanda. As he received a hug from Godín, another old warhorse, all that remained was for their fellow thirtysomething Fernando Torres to join them on the field for a valedictory appearance in the red and white stripes, as a replacement for Griezmann. Where Payet had departed in tears, Atleti's Frenchman walked off amid beaming smiles. It was his and Atlético's night.

Gabi fires in from an angle for the third goal on 89 minutes



Marseille 0 Atlético de Madrid 3

Wednesday 16 May 2018
Stade de Lyon

Goals
0-1 Griezmann 21, 0-2 Griezmann 49, 0-3 Gabi 89

Line-ups
Marseille Mandanda, Sarr, Rami, Luiz Gustavo, Amavi, Zambo Anguissa, Sanson, Thauvin, Payet (Lopez 32), Ocampos (Njie 55), Germain (Mitroglou 74)
Atlético de Madrid Oblak, Vrsaljko (Juanfran 46), Giménez, Godín, Lucas, Gabi, Correa (Partey 88), Saúl, Koke, Griezmann (Torres 90), Diego Costa

Yellow cards
Marseille Amavi 38, Luiz Gustavo 75, Njie 78
Atlético de Madrid Vrsaljko 23, Lucas 78

Referee Björn Kuipers
Attendance 55,768

Match statistics

Marseille		Atlético de Madrid
0	Goals	3
56%	Possession	44%
12	Total attempts	12
2	On target	4
1	Corners	6
328	Passes completed	224
81%	Passing accuracy	73%
99,788m	Distance covered	99,175m

‘Triumph of a feeling’

The powerful bond between Diego Simeone and his players, and the coach’s drive to succeed have underpinned a golden era for Atlético



Diego Simeone enjoys the moment of victory with Diego Costa

“A football obsessive.” This is the description that Diego Simeone’s former Argentina team-mate Matias Almeyda gives of the Club Atlético de Madrid coach when remembering their days as room-mates on international duty.

“You sit down and talk with him and it’s all football,” adds Almeyda of a man who would be tucked up in bed at nine o’clock, and had only one topic of conversation. “I’d want to talk to him about the countryside, about life, and he’d come out with something about the Croatian No9, or about how the Finland No10 took free-kicks.”

That recollection comes from Almeyda’s official biography ‘Alma y Vida’, published in 2012, the year, incidentally, that Atlético first began reaping the benefits of this so-called obsessiveness. It was the year that Simeone, just five months after taking charge at the Rojiblanco, steered them to the UEFA Europa League title with victory over Athletic Club.

It is testament to Simeone’s unwavering drive and commitment to the Atleti cause that six years on he was able to guide them to another European success with their Lyon defeat of Olympique de Marseille.

In the intervening six years there have been two UEFA Champions League final defeats – both painful losses against neighbours Real Madrid CF. There has been the departure of key players too – goalkeeper Thibaut Courtois and forward Radamel Falcao, for instance, from that 2012 side – and yet Simeone has always managed to maintain momentum and a sense of progression.

The mere sight of him on the touchline, clad in black and issuing energy and instructions in equal measure as he shouts here and gesticulates there, is a show of his commitment to the club he played for in two spells, from 1994–97 and 2003–05. It is a bond he feels and a bond he has instilled in his players too.

Indeed it seems fair to say there are few teams in Europe who embody the personality of their manager better than Simeone’s Atlético. As a player who moved

between Argentina, Italy and Spain, winning the domestic double with Atleti in 1996 and 106 caps for Argentina, he was a tenacious, combative, but highly intelligent midfielder.

And his fearlessness in the face of the football establishment has been a thread running through his coaching career, right from his first job as a manager in Argentina when he guided Estudiantes de La Plata to their first league title for 23 years. He has done the same with Atlético, leading them to their first Copa del Rey and Liga successes – in 2013 and 2014 respectively – since that 1995/96 double triumph in which he had played a significant part.

They have done so with a distinctive style. Germany’s Kicker magazine spoke of their “ruthless efficiency” after the dismantling of Marseille; the Guardian newspaper in England praised their “welcome solidity”. With their defensive discipline and organisation and willingness to put bodies on the line, they have a formula that is well-known across Europe; finding a way to beat them, though, is less easy to identify.

Gabi, the now departed veteran midfielder, said before this year’s final against Marseille: “We’ve been working for seven years in a very similar way, with the manager as the reference point, taking priority above ourselves. It’s created a way of feeling at the club which has brought some really big results. We’re characterised by our consistency and stability. We’re one of the teams who know how to suffer best.”

This idea of suffering is something Simeone himself dwelled upon after the semi-final first leg against Arsenal FC that provided the platform for a narrow overall victory – a 1-1 draw in a match that Atleti played with one man less for all but the first ten minutes following the early dismissal of Šime Vrsaljko. “You guys have no idea how difficult it is to defend,” Simeone said afterwards. “Football is about playing and playing is the fun part, but you’ve got to have balls to defend with ten men for 80 minutes.” His choice of words was as direct and to the

point as one of his team’s counterattacks, but who would argue with him?

Mixu Paatelainen, one of UEFA’s technical observers at the final, said: “The collective spirit instilled by Simeone is why they are thought to be the best defensive team in Europe. They’re a fantastic unit. Also I think the system they play is very simple. They don’t complicate things and that’s an important factor. It’s a very effective system – 4-4-1-1 and every player knows their role. It’s a difficult system to play against if every player is as committed as they are.”

That commitment, that togetherness, extends to the touchline where Simeone has a No2, Germán Burgos, in whom he has absolute faith. The pair played together with Argentina and Atlético. Burgos’s knowledge of Simeone meant there was no disruption on the night of the final, which the head coach watched from the stands in Lyon owing to a touchline suspension. “We’ve known each other for a whole lifetime and we both understand football in the same way,” said Simeone.

There is a tendency in modern football to seek short-term fixes, yet this is another example of how Atlético’s success under Simeone is built on relationships, on bonds of trust. When the squad returned to the Spanish capital Madrid for their victory parade, Simeone, along with some of his players wore navy blue T-shirts carrying the words “El triunfo de un sentimiento” – The triumph of a feeling.

Simeone has created this feeling, though he does not pretend it is easy to sustain. In the aftermath of this latest success, he said: “When you win something like this, there’s always a tinge of sadness. It’s hard to get to this level, to convince the players to come on the journey together. And then when you achieve it you have to start again. It’s hard.”

Doing it again will take another big effort, especially at a club with a habit of doing it the hard way. However, Simeone, as his opponents will vouch, does not back down from a challenge easily.

Results



Viktoria Plzeň players celebrate a goal during their 3-1 win at home to Beer-Sheva



1

Astana became the first club from Kazakhstan to reach the knockout stage of a UEFA club competition.



17

Number of minutes from kick-off that it took Lokomotiv midfielder Manuel Fernandes to score a hat-trick at home to Zlin.



143,403

Combined number of spectators who witnessed Crvena zvezda's first European group stage home matches in a decade.

September 2017

December 2017

Group stage

Group A	P	W	D	L	GD	Pts
Villarreal CF	6	3	2	1	4	11
FC Astana	6	3	1	2	3	10
SK Slavia Praha	6	2	2	2	0	8
Maccabi Tel-Aviv FC	6	1	1	4	-7	4

Group B	P	W	D	L	GD	Pts
FC Dynamo Kyiv	6	4	1	1	6	13
FK Partizan	6	2	2	2	-1	8
BSC Young Boys	6	1	3	2	-1	6
KF Skënderbeu	6	1	2	3	-4	5

Group C	P	W	D	L	GD	Pts
SC Braga	6	3	1	2	1	10
PFC Ludogorets 1945	6	2	3	1	2	9
İstanbul Başakşehir	6	2	2	2	-1	8
TSG 1899 Hoffenheim	6	1	2	3	-2	5

Date	Home	Score	Away
14/09	Slavia Praha	1-0	M. Tel-Aviv
14/09	Villarreal	3-1	Astana
28/09	Astana	1-1	Slavia Praha
28/09	M. Tel-Aviv	0-0	Villarreal
19/10	Astana	4-0	M. Tel-Aviv
19/10	Villarreal	2-2	Slavia Praha
02/11	Slavia Praha	0-2	Villarreal
02/11	M. Tel-Aviv	0-1	Astana
23/11	Astana	2-3	Villarreal
23/11	M. Tel-Aviv	0-2	Slavia Praha
07/12	Slavia Praha	0-1	Astana
07/12	Villarreal	0-1	M. Tel-Aviv

Date	Home	Score	Away
14/09	Young Boys	1-1	Partizan
14/09	Dynamo Kyiv	3-1	Skënderbeu
28/09	Skënderbeu	1-1	Young Boys
28/09	Partizan	2-3	Dynamo Kyiv
19/10	Astana	4-0	M. Tel-Aviv
19/10	Skënderbeu	0-0	Partizan
02/11	Young Boys	0-1	Dynamo Kyiv
02/11	Partizan	2-0	Skënderbeu
23/11	Partizan	2-1	Young Boys
23/11	Skënderbeu	3-2	Dynamo Kyiv
07/12	Young Boys	2-1	Skënderbeu
07/12	Dynamo Kyiv	4-1	Partizan

Date	Home	Score	Away
14/09	İstanbul	0-0	Ludogorets
14/09	Hoffenheim	1-2	Braga
28/09	Braga	2-1	İstanbul
28/09	Ludogorets	2-1	Hoffenheim
19/10	Hoffenheim	3-1	İstanbul
19/10	Braga	0-2	Ludogorets
02/11	İstanbul	1-1	Hoffenheim
02/11	Ludogorets	1-1	Braga
23/11	Ludogorets	1-2	İstanbul
23/11	Braga	3-1	Hoffenheim
07/12	İstanbul	2-1	Braga
07/12	Hoffenheim	1-1	Ludogorets

Group D	P	W	D	L	GD	Pts
AC Milan	6	3	2	1	7	11
AEK Athens FC	6	1	5	0	1	8
HNK Rijeka	6	2	1	3	-1	7
FK Austria Wien	6	1	2	3	-7	5

Group E	P	W	D	L	GD	Pts
Atalanta BC	6	4	2	0	10	14
Olympique Lyonnais	6	3	2	1	7	11
Everton FC	6	1	1	4	-8	4
Apollon Limassol FC	6	0	3	3	-9	3

Group F	P	W	D	L	GD	Pts
FC Lokomotiv Moskva	6	3	2	1	5	11
FC København	6	2	3	1	4	9
FC Sheriff	6	2	3	1	0	9
FC Zlín	6	0	2	4	-9	2

Date	Home	Score	Away
14/09	Rijeka	1-2	AEK
14/09	Austria Wien	1-5	Milan
28/09	Milan	3-2	Rijeka
28/09	AEK	2-2	Austria Wien
19/10	Austria Wien	1-3	Rijeka
19/10	Milan	0-0	AEK
02/11	Rijeka	1-4	Austria Wien
02/11	AEK	0-0	Milan
23/11	AEK	2-2	Rijeka
23/11	Milan	5-1	Austria Wien
07/12	Rijeka	2-0	Milan
07/12	Austria Wien	0-0	AEK

Date	Home	Score	Away
14/09	Apollon	1-1	Lyon
14/09	Atalanta	3-0	Everton
28/09	Everton	2-2	Apollon
28/09	Lyon	1-1	Atalanta
19/10	Atalanta	3-1	Apollon
19/10	Everton	1-2	Lyon
02/11	Apollon	1-1	Atalanta
02/11	Lyon	3-0	Everton
23/11	Lyon	4-0	Apollon
23/11	Everton	1-5	Atalanta
07/12	Apollon	0-3	Everton
07/12	Atalanta	1-0	Lyon

Date	Home	Score	Away
14/09	København	0-0	Lokomotiv
14/09	Zlín	0-0	Sheriff
28/09	Sheriff	0-0	København
28/09	Lokomotiv	3-0	Zlín
19/10	Zlín	1-1	København
19/10	Sheriff	1-1	Lokomotiv
02/11	København	3-0	Zlín
02/11	Lokomotiv	1-2	Sheriff
23/11	Lokomotiv	2-1	København
23/11	Sheriff	1-0	Zlín
07/12	København	2-0	Sheriff
07/12	Zlín	0-2	Lokomotiv

Group G	P	W	D	L	GD	Pts
FC Viktoria Plzeň	6	4	0	2	5	12
FCSB	6	3	1	2	2	10
FC Lugano	6	3	0	3	-2	9
Hapoel Beer-Sheva FC	6	1	1	4	-5	4

Date	Home	Score	Away
14/09	FCSB	3-0	Plzeň
14/09	H. Beer-Sheva	2-1	Lugano
28/09	Lugano	1-2	FCSB
28/09	Plzeň	3-1	H. Beer-Sheva
19/10	H. Beer-Sheva	1-2	FCSB
19/10	Lugano	3-2	Plzeň
02/11	FCSB	1-1	H. Beer-Sheva
02/11	Plzeň	4-1	Lugano
23/11	Plzeň	2-0	FCSB
23/11	Lugano	1-0	H. Beer-Sheva
07/12	FCSB	1-2	Lugano
07/12	H. Beer-Sheva	0-2	Plzeň

Group H	P	W	D	L	GD	Pts
Arsenal FC	6	4	1	1	10	13
FK Crvena zvezda	6	2	3	1	1	9
1. FC Köln	6	2	0	4	-1	6
FC BATE Borisov	6	1	2	3	-10	5

Date	Home	Score	Away
14/09	Arsenal	3-1	Köln
14/09	Crvena zvezda	1-1	BATE
28/09	BATE	2-4	Arsenal
28/09	Köln	0-1	Crvena zvezda
19/10	Crvena zvezda	0-1	Arsenal
19/10	BATE	1-0	Köln
02/11	Arsenal	0-0	Crvena zvezda
02/11	Köln	5-2	BATE
23/11	Köln	1-0	Arsenal
23/11	BATE	0-0	Crvena zvezda
07/12	Arsenal	6-0	BATE
07/12	Crvena zvezda	1-0	Köln

Group I	P	W	D	L	GD	Pts
FC Salzburg	6	3	3	0	6	12
Olympique de Marseille	6	2	2	2	0	8
Konyaspor	6	1	3	2	-2	6
Vitória SC	6	1	2	3	-4	5

Date	Home	Score	Away
14/09	Vitória SC	1-1	Salzburg
14/09	Marseille	1-0	Konyaspor
28/09	Konyaspor	2-1	Vitória SC
28/09	Salzburg	1-0	Marseille
19/10	Salzburg	2-1	Vitória SC
19/10	Konyaspor	0-2	Salzburg
02/11	Vitória SC	1-0	Marseille
02/11	Salzburg	0-0	Konyaspor
23/11	Salzburg	3-0	Vitória SC
23/11	Konyaspor	1-1	Marseille
07/12	Vitória SC	1-1	Konyaspor
07/12	Marseille	0-0	Salzburg

Group J	P	W	D	L	GD	Pts
Athletic Club	6	3	2	1	3	11
Östersunds FK	6	3	2	1	4	11
FC Zorya Luhansk	6	2	0	4	-6	6
Hertha BSC Berlin	6	1	2	3	-1	5

Date	Home	Score	Away
14/09	Hertha	0-0	Athletic
14/09	Zorya	0-2	Östersund
28/09	Östersund	1-0	Hertha
28/09	Athletic	0-1	Zorya
19/10	Zorya	2-1	Hertha
19/10	Östersund	2-2	Athletic
02/11	Hertha	2-0	Zorya
02/11	Athletic	1-0	Östersund
23/11	Athletic	3-2	Hertha
23/11	Östersund	2-0	Zorya
07/12	Hertha	1-1	Östersund
07/12	Zorya	0-2	Athletic

Group K	P	W	D	L	GD	Pts
SS Lazio	6	4	1	1	5	13
OGC Nice	6	3	0	3	5	9
SV Zulte Waregem	6	2	1	3	-5	7
Vitesse	6	1	2	3	-5	5

Date	Home	Score	Away
14/09	Vitesse	2-3	Lazio
14/09	Zulte Waregem	1-5	Nice
28/09	Nice	3-0	Vitesse
28/09	Lazio	2-0	Zulte Waregem
19/10	Zulte Waregem	1-1	Vitesse
19/10	Nice	1-3	Lazio
02/11	Vitesse	0-2	Zulte Waregem
02/11	Lazio	1-0	Nice
23/11	Lazio	1-1	Vitesse
23/11	Nice	3-1	Zulte Waregem
07/12	Vitesse	1-0	Nice
07/12	Zulte Waregem	3-2	Lazio

Group L	P	W	D	L	GD	Pts
FC Zenit	6	5	1	0	12	16
Real Sociedad de Fútbol	6	4	0	2	10	12
Rosenborg BK	6	1	2	3	-5	5
FK Vardar	6	0	1	5	-17	1

Date	Home	Score	Away
14/09	Real Sociedad	4-0	Rosenborg
14/09	Vardar	0-5	Zenit
28/09	Zenit	3-1	Real Sociedad
28/09	Rosenborg	3-1	Vardar
19/10	Vardar	0-6	Real Sociedad
19/10	Zenit	3-1	Rosenborg
02/11	Real Sociedad	3-0	Vardar
02/11	Rosenborg	1-1	Zenit
23/11	Rosenborg	0-1	Real Sociedad
23/11	Zenit	2-1	Vardar
07/12	Real Sociedad	1-3	Zenit
07/12	Vardar	1-1	Rosenborg



10

AEK Athens did not lose any of their ten games, qualifiers included, but drew eight of them.



15

The number of UEFA Europa League goals scored by Athletic's Aritz Aduriz over the past two seasons.



20

With a 20-game European campaign, Salzburg equalled the record set by Bordeaux (1995/96) and Basel (2012/13).



The stage is set for the final in Lyon

February 2018 March 2018

Round of 32

13, 15, 21 and 22 February

Round of 16

8 and 15 March

Crvena zvezda	0-0	CSKA Moskva
CSKA Moskva	1-0	Crvena zvezda

CSKA Moskva win 1-0 on aggregate

Dortmund	3-2	Atalanta
Atalanta	1-1	Dortmund

Dortmund win 4-3 on aggregate

Milan	0-2	Arsenal
Arsenal	3-1	Milan

Arsenal win 5-1 on aggregate

Astana	1-3	Sporting CP
Sporting CP	3-3	Astana

Sporting CP win 6-4 on aggregate

FCSB	1-0	Lazio
Lazio	5-1	FCSB

Lazio win 5-2 on aggregate

Dortmund	1-2	Salzburg
Salzburg	0-0	Dortmund

Salzburg win 2-1 on aggregate

Marseille	3-0	Braga
Braga	1-0	Marseille

Marseille win 3-1 on aggregate

Partizan	1-1	Plzeň
Plzeň	2-0	Partizan

Plzeň win 3-1 on aggregate

CSKA Moskva	0-1	Lyon
Lyon	2-3	CSKA Moskva

Aggregate 3-3; CSKA Moskva win on away goals

Östersund	0-3	Arsenal
Arsenal	1-2	Östersund

Arsenal win 4-2 on aggregate

Lyon	3-1	Villarreal
Villarreal	0-1	Lyon

Lyon win 4-1 on aggregate

Atlético de Madrid	3-0	Lokomotiv Moskva
Lokomotiv Moskva	1-5	Atlético de Madrid

Atlético de Madrid win 8-1 on aggregate

Ludogorets	0-3	Milan
Milan	1-0	Ludogorets

Milan win 4-0 on aggregate

Napoli	1-3	Leipzig
Leipzig	0-2	Napoli

Aggregate 3-3; Leipzig win on away goals

Sporting CP	2-0	Plzeň
Plzeň	2-1	Sporting CP

Sporting CP win 3-2 on aggregate after extra time

Real Sociedad	2-2	Salzburg
Salzburg	2-1	Real Sociedad

Salzburg win 4-3 on aggregate

Celtic	1-0	Zenit
Zenit	3-0	Celtic

Zenit win 3-1 on aggregate

Marseille	3-1	Athletic
Athletic	1-2	Marseille

Marseille win 5-2 on aggregate

Spartak Moskva	1-3	Athletic
Athletic	1-2	Spartak Moskva

Athletic win 4-3 on aggregate

AEK	1-1	Dynamo Kyiv
Dynamo Kyiv	0-0	AEK

Aggregate 1-1; Dynamo Kyiv win on away goals

Leipzig	2-1	Zenit
Zenit	1-1	Leipzig

Leipzig win 3-2 on aggregate

Nice	2-3	Lokomotiv Moskva
Lokomotiv Moskva	1-0	Nice

Lokomotiv Moskva win 4-2 on aggregate

København	1-4	Atlético de Madrid
Atlético de Madrid	1-0	København

Atlético de Madrid win 5-1 on aggregate

Lazio	2-2	Dynamo Kyiv
Dynamo Kyiv	0-2	Lazio

Lazio win 4-2 on aggregate

April 2018 May 2018

Quarter-finals

5 and 12 April

Semi-finals

26 April and 3 May

Lazio	4-2	Salzburg
Salzburg	4-1	Lazio

Salzburg win 6-5 on aggregate

Arsenal	4-1	CSKA Moskva
CSKA Moskva	2-2	Arsenal

Arsenal win 6-3 on aggregate

Arsenal	1-1	Atlético de Madrid
Atlético de Madrid	1-0	Arsenal

Atlético de Madrid win 2-1 on aggregate

Atlético de Madrid	2-0	Sporting CP
Sporting CP	1-0	Atlético de Madrid

Atlético de Madrid win 2-1 on aggregate

Leipzig	1-0	Marseille
Marseille	5-2	Leipzig

Marseille win 5-3 on aggregate

Marseille	2-0	Salzburg
Salzburg	2-1	Marseille

Marseille win 3-2 on aggregate after extra time

Final

16 May

	0-3	
Marseille		Atlético de Madrid



Diego Godin (left) keeps a step ahead of Florian Thauvin in the final

Talking points

Discipline, desire and the importance of planning for the long term were three keys to success that the technical team focused on during their post-final discussions in Lyon

Atleti and the 'lost art'

'Simplicity and aggression' crucial for Simeone's side

The flood of goals in the latter stages of the 2017/18 European club competitions prompted some observers to argue that the current focus on attacking football had damaged the art of defending, with the demand to deliver entertaining, attractive football forcing shifts in strategy – such as the vogue for attacking full-backs – which leave defences exposed.

The sight of SS Lazio, an Italian team, taking a 5-2 overall lead early in the second half of their quarter-final second leg against Salzburg yet still ending up eliminated was one notable example. Yet that high-scoring round – which featured aggregate results of 5-3, 6-3 and 6-5 – had one exception in Atlético's 2-1 aggregate scoreline against Sporting CP. This was no surprise to the UEFA technical observers who saw Diego Simeone's men in action.

"To be on the safe side and not take risks is what they do," said Ghenadie Scurtul. The statistics underline this view. In 81 games in UEFA competition, running from Simeone's appointment in December 2011 to the final in Lyon, Atlético kept 43 clean sheets and conceded only 53 goals – a ratio of 0.65 per game.

Elaborating on their approach, Mixu Paatelainen said: "The bottom line for me is Simeone's philosophy is not to concede a goal, not to lose, be hard to beat. Therefore

he puts a lot of emphasis on defending, on being organised, on being together, on being the way he was as a player – showing fighting spirit and being aggressive. The whole team are so disciplined it's unbelievable. Every player has that mentality, which is instilled by Simeone – we will not concede.

"Of course they have quality players defensively as well – [Diego] Godin has been there a long time, the goalkeeper is fantastic – but it's the collective spirit that means they're the best defensive team in Europe."

According to Jerzy Engel, one of the keys to the Madrid side's success is the way they press the ball. "It's very difficult to play against them because of the pressing they do," he said. "When they lose the ball, they immediately go for a very high and strong press."

What happens next, Paatelainen added, is that "if they don't win the ball, the discipline they show and how they come back to their shape making two banks of four is fantastic. They don't press in midfield. They let the opponents have it in their midfield area. They make sure there's no gap between the defence and the midfield. They're so compact, they're so organised, and everybody knows their job. I think Atlético's secret – and Simeone has to be saluted for this – is simplicity and aggression."

Eight of the Atlético players who appeared in the final, either from the first whistle or from the bench, had played in the 2016 UEFA Champions League final

Benefits of big-game experience

Streetwise Atlético made their knowhow count

Going into the final, Atlético's starting XI had 547 appearances in European competition compared to Marseille's 408. Not a huge difference but when it came to big-game experience, the gap grew considerably. Eight of the Atlético players who appeared in the final, either from the first whistle or from the bench, had played in the 2016 UEFA Champions League final. For Marseille, only

two – Adil Rami and Luiz Gustavo – had experienced a European showpiece before.

Mixu Paatelainen said: "I had the impression we were dealing with a team, in the case of Marseille, that played like a young team, an inexperienced team, against a grown-up team which knew exactly what to do in which situation."

This informed the way Atlético grew into the game, according to Ghenadie Scurtul. "In the first half, we saw that they didn't try too many counterattacks so as not to lose their compactness. Slowly, when Marseille's fitness went down and they also lost their key player [Dimitri Payet], Atlético took the initiative into their own hands." In addition, Scurtul cited the "one-touch play" of the Spanish club, whose experienced players did a job for their team without trying too hard or overcomplicating things on the big occasion. "They have very good players, but they don't do too much dribbling when they don't need to," he argued. "We saw that Marseille's players sometimes wanted to do too much individually, especially from the flanks."



Marseille supporters gave their heroes fervent backing at the Stade Vélodrome throughout the campaign

Home helps

Fervent support can have a big influence

One intriguing aspect of Marseille's European adventure was the fact they won eight of nine home matches en route to the final – but managed just one victory on the road. The Stade Vélodrome is one of European football's great theatres and Marseille's players felt the benefits of the backing received there. For all the systems and science in the modern game, footballers are human beings, and can be swayed by a stadium's swirls of noise and emotion. "Of course, it lifts players," says Mixu Paatelainen.

Of the 60 matches played in the knockout stage, between the round of 32 and semi-finals, there were 31 home wins and 17 away wins – a statistic which supports Thomas

Schaaf's suggestion that home advantage is not as important in European competition as it once was. (An argument bolstered by the number of away wins in the equivalent stage of the UEFA Cup in the 1987/88, 1997/98 and 2007/08 seasons: nine, 11 and 16 respectively.)

That said, Schaaf acknowledged that with younger players in particular, it could be significant. "For teams such as Marseille or Salzburg who are developing and haven't reached their full potential yet, they go through phases where they actually need the support of their fans. And if they find it in their home stadium, they can lean on that, and rely on that extra enthusiasm and that really helps them to push further."

In Marseille's case, their results show that they struggled to achieve a consistent level of performance over 90 minutes on the road, where they lost five times. Schaaf suggested home advantage for a team like Marseille can add "20%" to a player's performance. "I don't think that every player gets to play in front of such a crowd. It's absolutely incredible the atmosphere there." Of course, it can affect the away side too as Ghenadie Scurtul observed of Salzburg's struggles at the Vélodrome when losing 2-0 in the first leg of their semi-final. "I think it had an influence on Salzburg, because they're a young team. Maybe they are not very familiar with this environment."

Wenger and the long-term vision

Semi-finalists show the value of an overall club philosophy

For Arsenal, the 1-0 defeat at Atlético in the semi-final on 3 May was no normal defeat; it marked the end of an era as the London club's last European fixture under the outgoing Arsène Wenger. The bulk of Wenger's 250 UEFA club competition ties as a coach came during his 22 years with Arsenal. UEFA's technical team at the final in Lyon rightly applauded the Frenchman's contribution to the European game with the Gunners, with Thomas Schaaf remarking: "It will be difficult to see a repeat of this in the future."

Patience is a rare commodity in football today yet more than one club in the 2017/18 UEFA Europa League showed the benefits of looking beyond the short term. Schaaf cited Atlético, where Diego Simeone has held the reins since 2012. "Look at Simeone and the way he picks players for his team, players that fit in with his team and his philosophy, players that can put into practice what he wants to do," he said.

According to Jerzy Engel, "selection is the key word now for the coaches". He elaborated: "To change the players is easy, but to bring the players you want isn't so easy because you know exactly which

player will fit exactly with your philosophy. At Atlético we can see very, very good players, but not the players that clubs are all chasing in the transfer market. But all together as a team they're working very, very well. In many clubs the selection is not made by the coach or by the manager. Selection is made by the owners of club and the agents of the players. This is the worst thing that can happen to the coach, because sometimes he can be getting good players, but the players don't match him and his philosophy of the game."

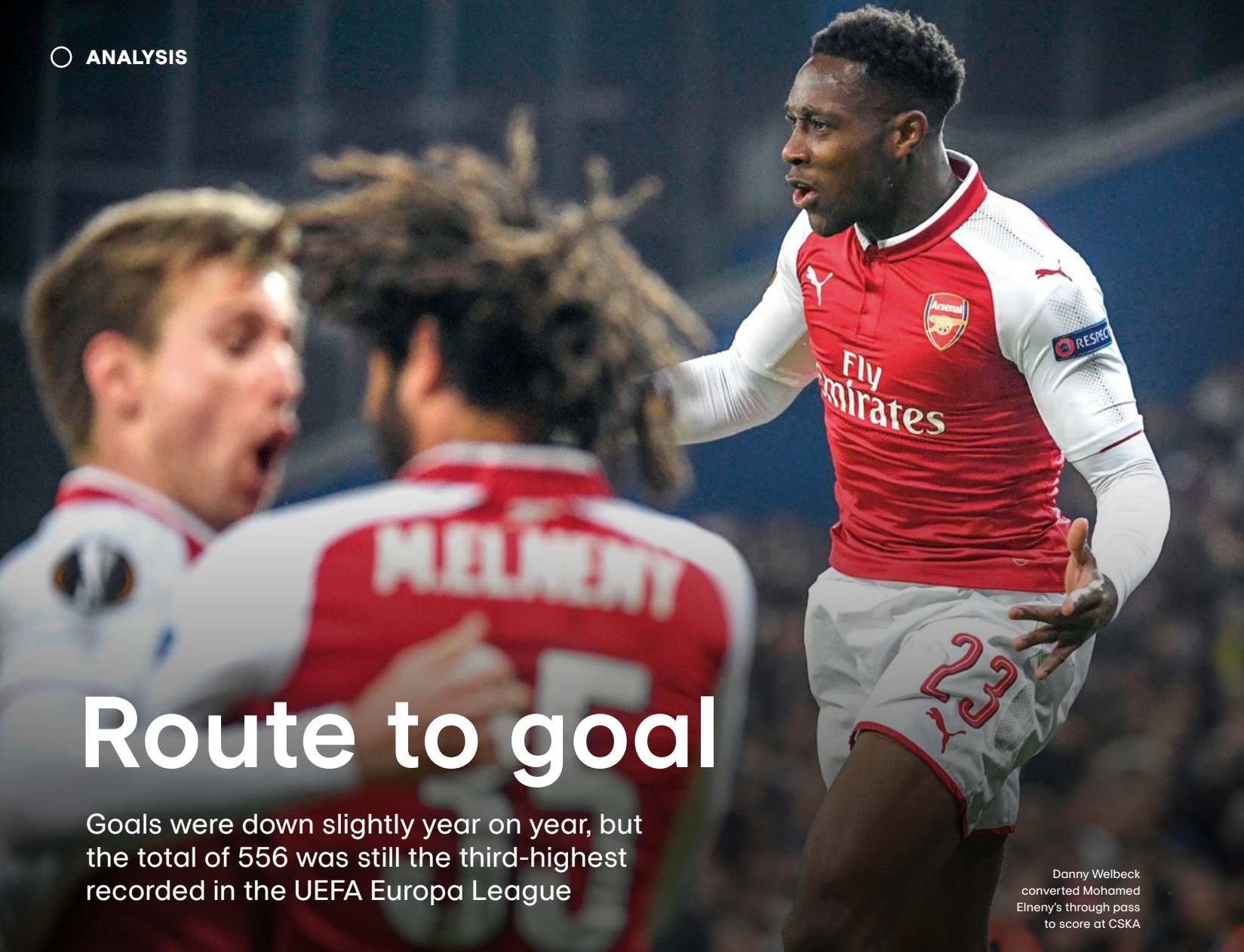
Thomas Schaaf identified a successful model at another of this season's semi-final clubs, Salzburg. It is a model that has yielded over €100m in player sales (including Sadio Mané, who left for Southampton FC in 2014 before moving on to Liverpool FC) but has brought success on the field owing to continuity in terms of strategy on and off the pitch. Salzburg promote young players and in Marco Rose had a new coach in 2017/18 who had stepped up to the senior post after steering the club's juniors to victory in the 2016/17 UEFA Youth League. They went on to have the best run in Europe of any Austrian

club since 1996. "They want to build a young team with the aim of finally bringing them up to international level," said Schaaf. "They've already come a long way, and have been greatly successful concerning where they came from because the entire construct – the club, the coach and the players – goes in the same direction."

UEFA's technical team at the final rightly applauded the Frenchman's contribution to the European game with the Gunners

Arsène Wenger's 22 years as Arsenal manager have showed the benefits long-term planning can bring





Route to goal

Goals were down slightly year on year, but the total of 556 was still the third-highest recorded in the UEFA Europa League

Danny Welbeck converted Mohamed Elneny's through pass to score at CSKA

There was a total of 556 goals scored in the 2017/18 UEFA Europa League from the first night of the group stage to the final in Lyon. This was nine fewer than the number for 2016/17, but still the third-highest total in the UEFA Europa League era – a rate of 2.71 per match.

The second half of matches again produced more goals than the first – 309 to 245. The most productive 15-minute period for goalscoring in each half was the middle section, although if we add to the 76-90 minute period the goals struck in added time at the finish, then this raises the total scored from 76 minutes onwards to 108 – or 19.4% of all goals, so underlining the impact of fatigue on defences in the closing stages of a contest. The scoring analysis in this review is based on the 175 goals struck during the knockout-stage matches.

6

Marseille's lightning starts at the Stade Vélodrome meant six of their 13 home goals in the knockout round came in the 1-15 minute period.

40

Just as in the previous season, there were 40 goals (7.19% of the overall total) in added time at the end of the two halves.

Goals from open play

Crosses were the source of more than a quarter of the 139 knockout-round goals scored in open play – 37 of them, or 26.6%. There were another 18 goals scored from cutbacks, highlighting the significance of productive wing play.



Lazio's Ciro Immobile shoots against Salzburg

When the goals were scored (full season)

First half	245
1-15 minutes	70
16-30 minutes	89
31-45 minutes	72
45+ minutes	14
Second half	309
46-60 minutes	100
61-75 minutes	101
75-90 minutes	82
90+ minutes	26
Extra time	2
91-105 minutes	1
106-120 minutes	1
Total	556

Goals per knockout round

Round	Goals
Round of 32	86
Round of 16	47
Quarter-finals	31
Semi-finals	8
Final	3
Total	175

Goals per UEFA Europa League season

Season	Goals	Matches	Average
2017/18	556	205	2.71
2016/17	565	205	2.76
2015/16	536	205	2.61
2014/15	548	205	2.67
2013/14	475	205	2.32
2012/13	521	205	2.54
2011/12	585	205	2.85
2010/11	551	205	2.69
2009/10	547	205	2.67

Goals from set plays

Of the 175 goals struck in the knockout rounds, there were 35 scored from set plays – or 20%. This included 12 penalty kicks.



Zenit's Domenico Criscito strikes at Leipzig – just one of four goals delivered direct from a free-kick

4

Just as in 2016/17, there were four goals scored from direct free-kicks in the knockout rounds. They came from Lokomotiv Moskva's Manuel Fernandes at Nice; Real Sociedad's Adnan Januzaj against Salzburg; Zenit's Domenico Criscito at Leipzig; and CSKA's Aleksandr Golovin at Arsenal.

33

There were 33 goals scored from penetrating through passes, be it a ball down the middle, down the side, or struck diagonally to open up a defence. Arsenal's Mohamed Elneny delivered two down-the-middle passes to dissect CSKA's defence and set up goals for Danny Welbeck and Aaron Ramsey in the quarter-final in Moscow.

14

Number of goals scored from outside the penalty area from the last 32 onwards. There were also 14 goals following corners, including two in the same match from Lazio to earn a 2-2 draw at Dynamo Kyiv in the round of 16.

Goals of the season

Dimitri Payet's stunning solo effort for Marseille against Leipzig was the pick of the season's top goals

The UEFA Technical Observers Group selected a top ten from the 556 goals scored in the 2017/18 campaign – not an easy task given the quality of strikes to choose from.

The first choice was a goal thrilling in its execution and vital for its impact – Dimitri Payet's magnificent solo effort that moved Marseille into an aggregate lead in the second leg of their quarter-final against Leipzig. Here was a highly talented footballer producing a piece of brilliance when it mattered. The lead-up was eye-catching enough – Payet played a one-two with Florian Thauvin before bursting into the box, effecting a stepover as he carried the ball past Stefan Ilsanker and then delivering the coup de grâce: an outstanding outside-of-the-foot strike to spear the ball high into the top corner.

Semi-finalists Arsenal contributed the other goals in the top three – both spectacular acts of improvisation. Olivier Giroud was falling to the ground with his back to goal as he hooked Theo Walcott's header into the Crvena zvezda goal. Aaron Ramsey's effort against CSKA featured a similar preamble of one-touch passes and movement outside the box; Ramsey's runs into the box were a significant feature of Arsenal's attacking play and he timed this one perfectly to meet a Mesut Özil cross and apply a brilliant back-heel volley.

Goals from bicycle kicks ranked fourth and fifth on the technical observers' list. Branislav Ivanović once won a UEFA Europa League final for Chelsea with a header; it was not his aerial prowess but a lesser-known capacity for acrobatics that he showed against Real Sociedad. With his

back to goal, he cushioned the ball on his chest then struck with an overhead kick. In the case of Mikalay Signevich's scissor kick for BATE, he showed a mastery of timing and technique as he connected with Aleksei Rios's cross to score at Köln.

There was no cuter goal than Juan Felipe's effort for Vardar against Rosenborg in the group stage. After Vardar won the ball inside the Rosenborg half, Dejan Blazevski laid it off to the Brazilian on the edge of box and, with more of a caress than a kick, he dinked the ball up over the goalkeeper and down into the net. The roles were reversed with the other Vardar goal featured in the top ten – a brilliantly worked set-piece routine at Zenit with Juan Felipe's corner floated out to Blazevski waiting on the edge of the box and the striker applying a superbly controlled volley.

Sporting's Bruno Fernandes was one of the brightest young talents on view in the 2017/18 competition and he highlighted his shooting ability against Astana when he collected a short lay-off from a free-kick nearly 40 metres from goal, took two steps forward and unleashed a ferocious shot that dipped and swerved and then dropped into the far corner of the net.

Turkish veteran Emre Belözoğlu's contribution was a more straightforward set piece, a left-foot free-kick that kissed the underside of the crossbar on its way into the goal.

Last but not least, the top ten included Amadou Haidara's exciting, wriggling run that left four Marseille men in his wake before he stabbed the ball past Steve Mandanda for Salzburg in the semi-final second leg.


Visit UEFA.com to see all the goals



Dimitri Payet's strike against Leipzig helped turn the tie for Marseille



Two defenders are powerless to stop Olivier Giroud's moment of magic



Aaron Ramsey scores with an astonishing back-heel lob against CSKA

Top ten goals

- 1** **Dimitri Payet**
Marseille 5-2 Leipzig
Quarter-final, second leg

An outstanding dribble and shot with the outside of the foot at an important moment in the tie.
- 2** **Olivier Giroud**
Crvena zvezda 0-1 Arsenal
Group H

A good team move capped with extraordinary quick thinking to enable an acrobatic finish.
- 3** **Aaron Ramsey**
Arsenal 4-1 CSKA
Quarter-final, first leg

A brilliantly unique lob from a cross displaying excellent technique and athleticism.
- 4** **Branislav Ivanović**
Real Sociedad 1-3 Zenit
Group L

Good control and an outstanding overhead kick.
- 5** **Mikalay Signevich**
Köln 5-2 BATE
Group H

A top-quality scissor kick while moving away from goal.
- 6** **Juan Felipe**
Rosenborg 3-1 Vardar
Group L

A deft chip that gave the keeper no chance.
- 7** **Bruno Fernandes**
Sporting CP 3-3 Astana
Round of 32, second leg

A short free-kick and a superbly struck long-range shot.
- 8** **Emre Belözoğlu**
Braga 2-1 İstanbul Başakşehir
Group C

An extremely accurate set-piece finish.
- 9** **Dejan Blazevski**
Zenit 2-1 Vardar
Group L

A very well-executed first-time volley from a corner.
- 10** **Amadou Haidara**
Salzburg 2-1 Marseille
Semi-final, second leg

Superb slaloming dribble and composed finish.

Squad of the season

Not surprisingly, the spine of Atlético Madrid's UEFA Europa League winners features prominently in the technical observers' selection

One of the tasks of the UEFA Technical Observers Group, meeting in Lyon on the morning after Atlético's final triumph, was to select their UEFA Europa League squad of the season. Their 18-man selection contained players from seven different clubs, with winners Atlético represented by half a dozen key figures drawn from the spine of Diego Simeone's experienced, accomplished side – from goalkeeper Jan Oblak via defensive leader Diego Godín through to forward Antoine Griezmann, man of the match in the final.

Runners-up Marseille were represented by three players, including Dimitri Payet, the creative talisman whose final dismay – an injury-enforced early withdrawal – did not diminish the memory of some brilliant goals

and key assists along the road to Lyon. The squad of the season included a significant number of exciting young talents too, such as Naby Keïta and Timo Werner from quarter-finalists Leipzig, and the dynamic midfielder Diadie Samassékou from semi-finalists Salzburg. Two of the three Sporting players chosen were also aged 23 or under – midfielder Bruno Fernandes and winger Gelson Martins.

There was room too for the more experienced figures who had made their mark, notably the Italian duo of centre-back Leonardo Bonucci and tournament joint-top scorer Ciro Immobile, who shone in helping Milan reach the last 16 and Lazio the quarter-finals respectively.

Goalkeepers

Defenders

Midfielders

Forwards



Jan Oblak

The competition's outstanding goalkeeper, he performed when his side needed him most, notably in the semi-final at Arsenal.

Rui Patrício

An experienced, long-serving goalkeeper who brought excellent leadership qualities to his Sporting team.

Leonardo Bonucci

In his first season at Milan, the Rossoneri skipper and talisman showed again his defensive excellence and his comfort in possession of the ball.

Diego Godín

The winners' defensive leader was impressive in his reading of the game, tackling and aerial ability.

Stefan Lainer

The right-back provided five assists and was a key player in his team's run to the semi-finals.

Luiz Gustavo

The converted defensive midfielder's performances at the heart of Marseille's defence were important on their road to Lyon.

Bouna Sarr

The former winger displayed admirable energy and positivity in his right full-back berth, looking dangerous even in a losing cause in the final.

Bruno Fernandes

Exciting midfielder whose goal against Astana was one of the best of the season. He scored three and contributed four assists in all.

Naby Keïta

Keïta hit nine goals in all competitions and in the UEFA Europa League his box-to-box work and penetrating forward passes caught the eye.

Koke

Koke helped set Atlético's tempo with the ball, and was a chief organiser without it. He also contributed two assists in the final.

Saúl Ñíguez

A source of technical quality, a goal threat and additional physicality as part of Atlético's midfield trio with Koke and Gabi.

Gabi

Gabi brought vast experience to bear in his final season with the club. Often deployed to the left side in a midfield four, he was pivotal once more with his work-rate, quality and knowhow.

Diadie Samassékou

With an awareness of his defensive responsibilities, the 22-year-old caught the eye as the outstanding midfielder in a team of promising young players.

Gelson Martins

A quick, technical winger able to cut inside and find space between the lines, he impressed not just UEFA's observers but quarter-final opponents Atleti, who promptly signed him.

Antoine Griezmann

Griezmann made the difference in the final and brings incredible intensity and composed finishing whenever he plays.

Ciro Immobile

The competition's joint-top scorer and a key player in Lazio's run to the quarter-finals with his speed on the counterattack.

Dimitri Payet

The No10's quality was evident throughout, creating chances, scoring brilliant goals against Leipzig and Athletic and providing top-class set-piece delivery.

Timo Werner

Four goals in five games for the German international who is always a danger with the finishing ability and pace that led the German media to dub him 'Turbo Timo'.

Number crunching

The key facts and figures from the 2017/18 campaign, from passing and possession to goals and comebacks

Passing

The statistics show that in their final campaign under Arsène Wenger, semi-finalists Arsenal combined a passing style with progress in the competition as well as anybody. Villarreal highlighted the consistency of their approach as the only team from last season's overall top ten to feature once again.

Top ten teams (overall)

Team	Attempted passes per match	Completion rate
Nice	697.13	91%
Napoli	645	86%
Real Sociedad	636.13	90%
Arsenal	620.71	87%
Villarreal	574.75	86%
Celtic	568	91%
Sporting	549.67	86%
Dortmund	540.5	83%
Milan	539.9	88%
København	517.5	87%

How the last 16 compared

Team	Attempted passes per match	Completion rate
Arsenal	620.71	87%
Sporting	549.67	86%
Dortmund	540.5	83%
Milan	539.9	88%
Lazio	498.67	84%
CSKA	496.83	83%
Atlético	487.44	85%
Lyon	481.3	85%
Leipzig	476.5	83%
Marseille	448.8	83%
Lokomotiv	432.8	84%
Plzeň	424.7	81%
Salzburg	408.07	80%
Zenit	390.3	83%
Athletic	384.8	78%
Dynamo Kyiv	344.1	79%



91%

Nice's high completion rate was again no guarantee of success. They lost in the last 32, having last season fallen at the group stage despite a 92% rate.



88%

Milan had the highest pass completion rate among the last 16 (88%).

4

Four of the last 16 featured in the top ten for most attempted passes per match

Possession

Only three of the ten teams ranked in the top ten for average possession per match reached the last 16. Eventual winners Atlético underlined that possession is no guarantee of success as they had less of the ball than their opponents in every game from the quarter-finals onwards.

72%

Arsenal posted the highest possession figure of any team in the knockout stage at home v Atlético.

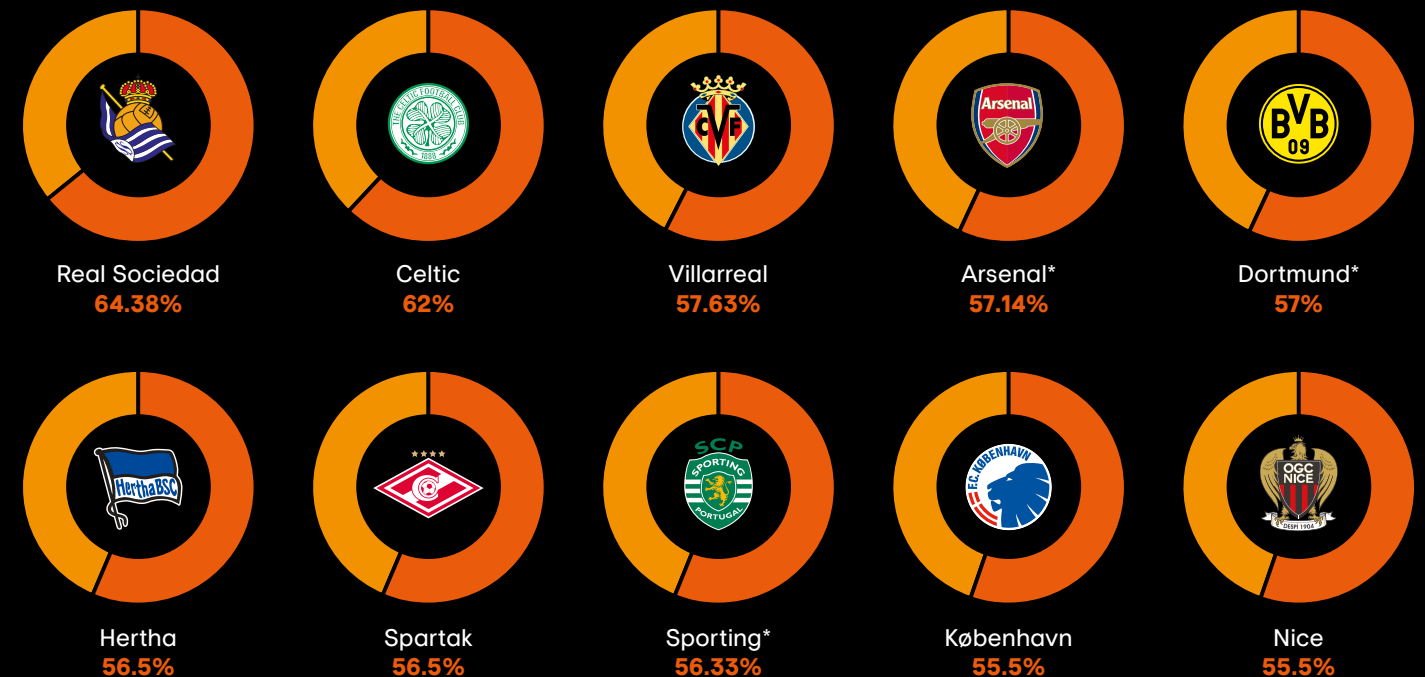
44.89%

Of the 47 knockout round games that ended in wins, 22 of them, or 44.89%, were won by the team with less possession.

37%

Zenit defeated Celtic 3-0 in their round of 32 home leg despite the Scottish champions limiting them to just 37% possession.

Average possession (overall)



*Reached last 16 or beyond

Goal attempts

Arsenal ended the campaign as the 30-goal top scorers though they were not the most efficient team – that was Zenit who scored at a rate of a goal every 4.86 attempts. It is no surprise that the next most efficient side was Atlético (a 5.55 attempts-per-goal ratio) – followed by Lazio (5.85), who had the competition's joint-top scorer in Ciro Immobile.

25

Athletic's 37-year-old striker Aritz Aduriz was the UEFA Europa League's top scorer in 2015/16 and with a joint-best total of eight this season has reached a quarter-century of goals overall in the competition in the past three campaigns – 27 if qualifiers are included.

Top scorers

Player	Club	Goals
Ciro Immobile	Lazio	8
Aritz Aduriz	Athletic	8
Júnior Morães	Dynamo Kyiv	7
Antoine Griezmann	Atlético	6
Aleksandr Kokorin	Zenit	6
Mario Balotelli	Nice	6
Emiliano Rigoni	Zenit	6
André Silva	Milan	6
Manuel Fernandes	Lokomotiv	6

7



Real Sociedad averaged most attempts on target per game, prior to their round of 32 elimination.

17




Zenit finished as the group stage top scorers with 17 goals as well as ending the competition as the most efficient side in front of goal.

10



Arsenal had 10 of their 84 attempts on target in the home leg v Atlético, but could score only once.

Goal attempts (Round of 16 teams)

Team	Matches	Total attempts	Ave attempts per match	On target	Goals	Ave attempts per goal
Arsenal	14	203	14.5	84	30	6.77
Marseille	15	200	13.33	64	20	10
Salzburg	14	186	13.29	58	20	9.3
Lazio	12	152	12.67	59	26	5.85
Lyon	10	149	14.9	64	18	8.28
Milan	10	147	14.7	44	18	8.17
Plzeň	10	126	12.6	54	18	7
Dynamo Kyiv	10	123	12.3	42	18	6.83
Athletic	10	117	11.7	36	14	8.36
Atlético	9	111	12.33	49	20	5.55
Lokomotiv Moskva	10	108	10.8	39	14	7.71
Zenit	10	107	10.7	43	22	4.86
Sporting	6	96	16	37	10	9.6
CSKA	6	90	15	31	7	12.86
Leipzig	6	66	11	21	9	7.33
Dortmund	4	48	12	19	5	9.6

The importance of scoring first

Recent seasons have witnessed a trend for more comebacks in UEFA's club competitions. In the UEFA Europa League, the number of wins by a team conceding first has risen in each of the last five seasons: from 17 wins in 2012/13 to 57 in 2017/18. That figure is for the competition overall, yet the picture changes in the knockout rounds where scoring first remains significant.

Of the 58 matches in the knockout phase that produced goals, 42 were won

by the side scoring first – and just seven by the team who lost the first goal. Scoring first offered an 87.93% chance of avoiding defeat.

There were exceptions. In the round of 32 Lokomotiv Moskva came from two goals down to defeat Nice 3-2 with a Manuel Fernandes hat-trick. On a dramatic quarter-final second-leg night Marseille and Salzburg each conceded the first goal in their home leg – to fall behind by two and three goals respectively overall – but fought back to triumph.

2



Two Moscow teams, CSKA and Lokomotiv, both earned comebacks on French soil.

0 There were three 0-0s in the 61 matches played in the knockout rounds.



Stefan Lainer (centre) scored the 76th-minute goal that clinched a 4-1 quarter-final victory for Salzburg against Lazio. Team-mates Takumi Minamino (left) and Amadou Haidara join in the celebrations

2017/18 knockout stage comeback victories



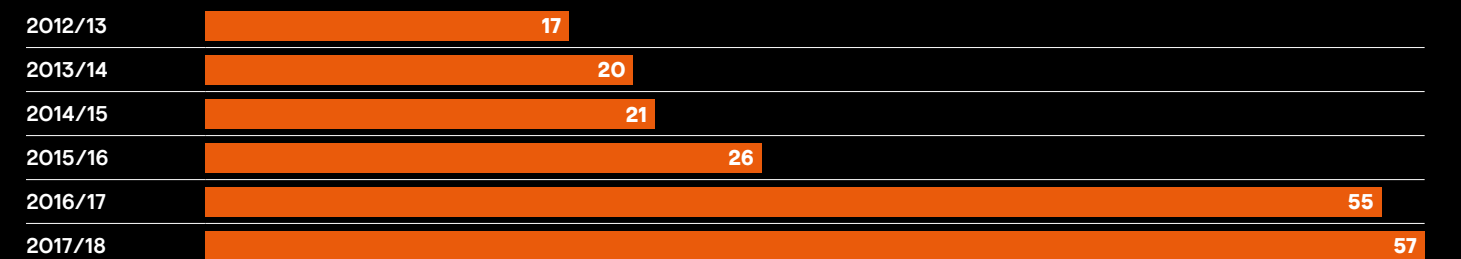
84.21%

The team scoring first has won the trophy in 16 of the 19 one-off UEFA Cup/UEFA Europa League finals in which goals were scored – an 84.21% success rate.

7

There were seven knockout round fixtures in which teams came back to win having conceded first.

Comeback victories per season since 2012/13*



*Group stage to final



ARSENAL FC

England



Coach

Arsène Wenger

Born: 22/10/1949, Strasbourg (FRA)
Nationality: French
Head coach: From 01/10/1996 to 13/05/2018

	ALL	W	D	L
Matches in UEFA Europa League/UEFA Cup*	31	17	7	7
Matches in European club competition:**	250	121	61	68

*Group stage to final **Including qualifying

Team shape

Example: versus Atlético de Madrid away



Group H	Round of 32	Round of 16	Quarter-finals	Semi-finals	Final																												
<table border="1"> <tr><td>KLN</td><td>BATE</td><td>ZVE</td><td>ZVE</td><td>KLN</td><td>BATE</td></tr> <tr><td>W 3-1</td><td>W 2-4</td><td>W 0-1</td><td>D 0-0</td><td>L 1-0</td><td>W 6-0</td></tr> </table>	KLN	BATE	ZVE	ZVE	KLN	BATE	W 3-1	W 2-4	W 0-1	D 0-0	L 1-0	W 6-0	<table border="1"> <tr><td>OST</td><td>OST</td></tr> <tr><td>W 0-3</td><td>L 1-2</td></tr> </table>	OST	OST	W 0-3	L 1-2	<table border="1"> <tr><td>MIL</td><td>MIL</td></tr> <tr><td>W 0-2</td><td>W 3-1</td></tr> </table>	MIL	MIL	W 0-2	W 3-1	<table border="1"> <tr><td>CSKA</td><td>CSKA</td></tr> <tr><td>W 4-1</td><td>D 2-2</td></tr> </table>	CSKA	CSKA	W 4-1	D 2-2	<table border="1"> <tr><td>ATL</td><td>ATL</td></tr> <tr><td>D 1-1</td><td>L 1-0</td></tr> </table>	ATL	ATL	D 1-1	L 1-0	
KLN	BATE	ZVE	ZVE	KLN	BATE																												
W 3-1	W 2-4	W 0-1	D 0-0	L 1-0	W 6-0																												
OST	OST																																
W 0-3	L 1-2																																
MIL	MIL																																
W 0-2	W 3-1																																
CSKA	CSKA																																
W 4-1	D 2-2																																
ATL	ATL																																
D 1-1	L 1-0																																

Dark green = home, light green = away; see page 5 for full club names

Squad

Average age: 25.3

Goalkeepers	App	Mins	G	A
13 David Ospina	10	900		
33 Petr Čech	3	270		
54 Matt Macey	1	90		

Defenders	App	Mins	G	A
2 Mathieu Debuchy	4	354	1	
4 Per Mertesacker	3	270		1
6 Laurent Koscielny	6	383		
16 Rob Holding	8	595	1	
18 Nacho Monreal	7	613	1	
20 Shkodran Mustafi	8	720		
21 Calum Chambers	8	600		
24 Héctor Bellerín	8	720	1	2
31 Sead Kolašinac	5	225	2	

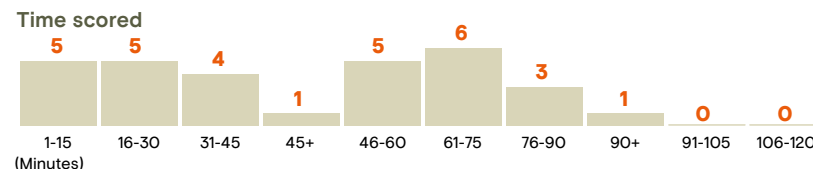
Midfielders	App	Mins	G	A
8 Aaron Ramsey	6	540	4	2
10 Jack Wilshere	13	1029	1	2
11 Mesut Özil	7	609	1	4
17 Alex Iwobi	6	335	1	
29 Granit Xhaka	6	495	1	
30 Ainsley Maitland-Niles	9	703		
34 Francis Coquelin	4	360		
35 Mohamed Elneny	12	839	1	2
58 Marcus McGuane	2	12		
61 Reiss Nelson	8	315		
65 Ben Sheaf	1	1		
69 Joe Willock	5	273		
77 Henrikh Mkhitaryan	6	416	1	2

Forwards	App	Mins	G	A
7 Alexis Sánchez	1	90	1	
9 Alexandre Lacazette	4	331	3	
12 Olivier Giroud	6	540	3	
14 Theo Walcott	5	424	3	4
23 Danny Welbeck	10	760	3	
62 Eddie Nketiah	5	50		

Unused substitutes: Chuba Akpom, Josh Dasilva, Vlad Dragomir, Charlie Gilmour, Jordi Osei-Tutu, Jeff Reine-Adélaïde
App = Appearances; Mins = Minutes played; G = Goals; A = Assists

Team statistics

Players used	Goals scored	Attempts	On target	Cards
31	30 (2 own goals)	203 (14.5 per match)	84 (6 per match)	14 0



Substitutions	Minutes
33/42 (Including one double substitution)	
2	1-15
0	16-30
0	31-45
3	Half-time
0	46-60
12	61-75
15	76-90
1	91-105
0	106-120

Averages

57%	Possession Max. 72% v Atlético (h) Min. 45% v Milan (a), CSKA Moskva (a)
621	Passes attempted Max. 782 v Östersund (a) Min. 483 v CSKA Moskva (a)
87%	Passing accuracy Max. 93% v Östersund (a) Min. 82% v Atlético (a)

Player statistics

Shots	T	OT	G
1 Olivier Giroud	25	9	3
2 Aaron Ramsey	22	11	4
3 Danny Welbeck	21	15	3

Passes	A	C	%
1 Mohamed Elneny	763	710	93%
2 Jack Wilshere	573	500	87%
3 Ainsley Maitland-Niles	527	463	88%

A = Passes attempted; C = Passes completed

Key features

- 1-4-2-3-1; also 1-4-4-1-1 when defending and 1-4-1-4-1
- Patient build-up; fluent passing game with options for man in possession
- Deep defensive block, allied with deep-lying playmaker (Xhaka, Elneny)
- Technically accomplished players, comfortable in possession under pressure
- Good wing play and crosses, with overlapping full-backs prominent
- Fluid attack, interchanging positions; wide forwards (Özil, Welbeck) cutting infield
- Strength in 1v1 situations with speed and dribbling skills
- Dangerous forward runs of Ramsey, breaking into box



ATHLETIC CLUB

Spain



Coach

José Ángel Ziganda

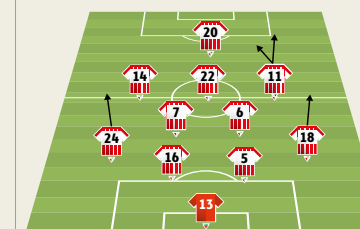
Born: 01/10/1966, Larrainzar (ESP)
Nationality: Spanish
Head coach: From 24/05/2017 to 21/05/2018

	ALL	W	D	L
Matches in UEFA Europa League/UEFA Cup*	24	11	7	6
Matches in European club competition:**	30	14	10	6

*Group stage to final **Including qualifying

Team shape

Example: versus Marseille away



Group J	Round of 32	Round of 16	Quarter-finals	Semi-finals	Final																				
<table border="1"> <tr><td>HRT</td><td>ZOR</td><td>OST</td><td>OST</td><td>HRT</td><td>ZOR</td></tr> <tr><td>D 0-0</td><td>L 0-1</td><td>D 2-2</td><td>W 1-0</td><td>W 3-2</td><td>W 0-2</td></tr> </table>	HRT	ZOR	OST	OST	HRT	ZOR	D 0-0	L 0-1	D 2-2	W 1-0	W 3-2	W 0-2	<table border="1"> <tr><td>SPM</td><td>SPM</td></tr> <tr><td>W 1-3</td><td>L 1-2</td></tr> </table>	SPM	SPM	W 1-3	L 1-2	<table border="1"> <tr><td>MAR</td><td>MAR</td></tr> <tr><td>L 3-1</td><td>L 1-2</td></tr> </table>	MAR	MAR	L 3-1	L 1-2			
HRT	ZOR	OST	OST	HRT	ZOR																				
D 0-0	L 0-1	D 2-2	W 1-0	W 3-2	W 0-2																				
SPM	SPM																								
W 1-3	L 1-2																								
MAR	MAR																								
L 3-1	L 1-2																								

Dark green = home, light green = away; see page 5 for full club names

Squad

Average age: 26.6

Goalkeepers	App	Mins	G	A
13 Iago Herrerin	10	900		

Defenders	App	Mins	G	A
2 Eneko Bóveda	2	134		
3 Enric Saborit	2	155		1
4 Aymeric Laporte	6	540		
5 Yeray Álvarez	4	314		
15 Iñigo Lekue	9	741		
16 Xabier Etxeita	8	686	1	
18 Óscar de Marcos	4	360		
24 Mikel Balenziaga	6	475		1
30 Unai Nuñez	3	225		

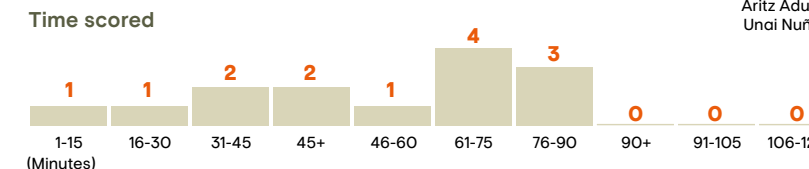
Midfielders	App	Mins	G	A
6 Mikel San José	8	526		
7 Beñat Etxebarria	4	260		
8 Ander Iturraspe	7	529		
10 Iker Muniain	2	180		
14 Markel Susaeta	9	545		2
17 Mikel Rico	6	363		
19 Sabin Merino	2	8		
21 Mikel Vesga	4	190		

Forwards	App	Mins	G	A
11 Iñaki Williams	10	794	3	
20 Aritz Aduriz	10	801	8	1
22 Raúl García	9	639	1	2
23 Ager Aketxe	5	61		
28 Iñigo Córdoba	9	462	1	

Unused substitutes: Kepa Arrizabalaga, Peru Nolaskoain
App = Appearances; Mins = Minutes played; G = Goals; A = Assists

Team statistics

Players used	Goals scored	Attempts	On target	Cards
23	14 (1 own goal)	117 (11.7 per match)	36 (3.6 per match)	23 2



Substitutions	Minutes
29/30 (Including one double substitution)	
0	1-15
1	16-30
1	31-45
3	Half-time
2	46-60
8	61-75
12	76-90
2	91-105
0	106-120

Averages

49%	Possession Max. 66% v Zorya (h) Min. 37% v Spartak Moskva (a)
385	Passes attempted Max. 548 v Zorya (h) Min. 263 v Spartak Moskva (a)
78%	Passing accuracy Max. 83% v Zorya (h), Hertha (a) Min. 66% v Spartak Moskva (a)

Player statistics

Shots	T	OT	G
1 Aritz Aduriz	27	13	8
2 Raúl García	25	8	1
3 Iñaki Williams	14	7	3

Passes	A	C	%
1 Aymeric Laporte	360	322	89%
2 Xabier Etxeita	302	271	90%
3 Ander Iturraspe	293	251	86%

A = Passes attempted; C = Passes completed

Key features

- 1-4-2-3-1
- High pressing on losing the ball
- Decent off-the-ball movement; good options for man in possession
- Wing play featuring effective use of full-backs
- Excellent passing game, with game-opening diagonal balls
- Players with athleticism and strong individual technique
- Experienced players with an eye for goal (Aduriz, García)
- Good link-up play in an attack blessed with speed of Williams



CLUB ATLÉTICO DE MADRID

Spain



Coach

Diego Simeone



Born: 28/04/1970, Buenos Aires (ARG)
Nationality: Argentinian
Head coach: Since 23/12/2011
European trophies won: 3

ALL W D L

Matches in UEFA Europa League/UEFA Cup* 24 19 1 4

Matches in European club competition:** 78 49 16 13

*Group stage to final **Including qualifying

Team shape

Example: versus Marseille (Final)



Group C (UEFA Champions League)

ASR D 0-0	CHE L 1-2	QAR D 0-0	QAR D 1-1	ASR W 2-0	CHE D 1-1	KOB W 1-4	KOB W 1-0	LOM W 3-0	LOM W 1-5	SCP W 2-0	SCP L 1-0	ARS D 1-1	ARS W 1-0	MAR W 3-0
--------------	--------------	--------------	--------------	--------------	--------------	--------------	--------------	--------------	--------------	--------------	--------------	--------------	--------------	--------------

Dark green = home, light green = away, orange = final; see page 5 for full club names

Round of 32

Round of 16

Quarter-finals

Semi-finals

Final



PFC CSKA MOSKVA

Russia



Coach

Viktor Goncharenko



Born: 10/06/1977, Khoyniki (BLR)
Nationality: Belarusian
Head coach: Since 12/12/2016

ALL W D L

Matches in UEFA Europa League/UEFA Cup* 25 7 10 8

Matches in European club competition:** 85 34 24 27

*Group stage to final **Including qualifying

Team shape

Example: versus Lyon away



Group A (UEFA Champions League)

BEN W 1-2	MU L 1-4	BSL L 0-2	BSL W 1-2	BEN W 2-0	MU L 2-1	ZVE D 0-0	ZVE W 1-0	LYO L 0-1	LYO W 2-3*	ARS L 4-1	ARS D 2-2			
--------------	-------------	--------------	--------------	--------------	-------------	--------------	--------------	--------------	---------------	--------------	--------------	--	--	--

Dark green = home, light green = away; see page 5 for full club names

Round of 32

Round of 16

Quarter-finals

Semi-finals

Final

*CSKA win on away goals

Squad

Average age: 26.7 App Mins G A

Goalkeepers

1 Miguel Ángel Moyà	1	90
13 Jan Oblak	6	540
25 Axel Werner	2	180

Defenders

2 Diego Godín	8	720		
3 Filipe Luís	2	152		1
15 Stefan Savić	4	196		
16 Šime Vrsaljko	4	145		
19 Lucas Hernández	8	613		1
20 Juanfran	7	540		1
24 José María Giménez	7	630		
29 Sergi	1	90		

Midfielders

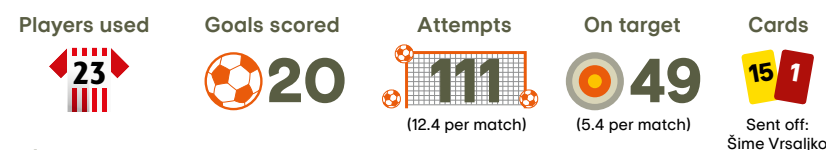
5 Thomas Partey	8	477		
6 Koke	9	755	2	3
8 Saúl Ñíguez	9	736	3	
11 Ángel Correa	9	546	1	3
14 Gabi	8	575	1	1
22 Nicolás Gaitán	1	30		
23 Vitolo	6	269	1	

Forwards

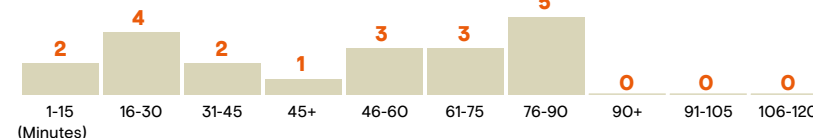
7 Antoine Griezmann	8	631	6	3
9 Fernando Torres	7	246	2	
10 Yannick Carrasco	1	31		1
18 Diego Costa	5	387	2	1
21 Kevin Gameiro	5	254	2	

Unused substitutes: Alex Dos Santos, Antonio Montoro, Juan Moreno, Robert Olabe, Miguel San Román
App = Appearances; Mins = Minutes played; G = Goals; A = Assists

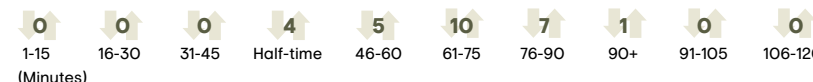
Team statistics



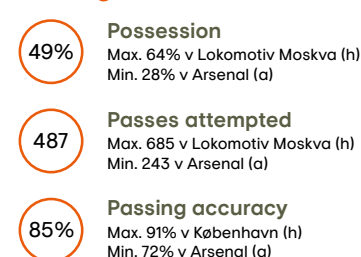
Time scored



Substitutions 27/27 (Including one double substitution)



Averages



Player statistics

Shots	T	OT	G
1 Antoine Griezmann	29	16	6
2 Diego Costa	11	5	2
3= Torres (5), Koke (4), Ñíguez (3) and Correa (2) all had 10 shots (on target in brackets)			

T = Total shots; OT = On target; G = Goals

Passes	A	C	%
1 Koke	581	507	87%
2 Saúl Ñíguez	413	351	85%
3 Gabi	386	339	88%

A = Passes attempted; C = Passes completed

Key features

- 1-4-4-2; also 1-4-4-1-1 when defending and 1-4-2-3-1, 1-4-3-3
- Compact defending; good organisation and discipline; aerial power (Godin)
- Leadership down spine starting with goalkeeper Oblak
- Apply instant pressure on losing ball to regain possession
- Full-backs provide attacking width; use full width of pitch
- Swift transition, speed on counter; defence-splitting passes
- Flexibility and movement in midfield; Koke stepping infield to make play
- Mobile forward Griezmann able to drop deep or to wing
- Outstanding team spirit; experience and composure; winning mentality

Statistics are UEFA Europa League only

Squad

Average age: 26.8 App Mins G A

Goalkeepers

35 Igor Akinfeev	6	540
------------------	---	-----

Defenders

2 Mario Fernandes	2	180		
4 Sergei Ignashevich	5	450		
5 Viktor Vasin	2	116		
6 Aleksei Berezutski	4	360		
14 Kirill Nababkin	4	334	1	2
24 Vasilii Berezutski	5	405		
42 Georgi Schennikov	2	135		

Midfielders

3 Pontus Wernbloom	5	450	1	
8 Georgi Milanov	4	113		
10 Alan Dzagoev	6	455	1	1
17 Aleksandr Golovin	5	450	2	1
25 Kristijan Bistrovic	2	80		
66 Bibras Natcho	6	452		
72 Astemir Gordyushenko	1	1		
80 Khetag Khosonov	1	7		
89 Konstantin Kuchaev	6	540	2	


Forwards

7 Ahmed Musa	6	513	1	
11 Vitinho	6	272		
63 Fedor Chalov	3	88	1	

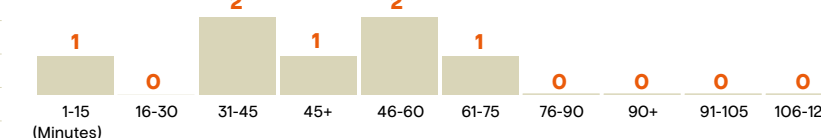
Unused substitutes: Ilya Pomazun, Timur Zhamaletdinov
App = Appearances; Mins = Minutes played; G = Goals; A = Assists

Statistics are UEFA Europa League only

Team statistics



Time scored



Substitutions 15/18 (No double substitutions)



Averages



Player statistics

Shots	T	OT	G
1 Alan Dzagoev	17	4	1
2= Ahmed Musa	15	6	1
2= Vitinho	15	3	0

T = Total shots; OT = On target; G = Goals

Passes	A	C	%
1 Bibras Natcho	408	353	87%
2 Vasilii Berezutski	291	260	89%
3 Aleksandr Golovin	269	234	87%

A = Passes attempted; C = Passes completed

Key features

- 1-5-3-2, morphing to 1-3-4-3 when attacking; also 1-5-4-1 in defence
- Experienced goalkeeper (Akinfeev) with good positioning and confidence leaving line
- Strong organisation at set plays; aerial power of Wernbloom
- Patient build-up; good combination play under pressure
- Quick transitions to defence and attack; long passes to open game
- Deep-lying Natcho starts moves; other midfielders push forward
- Speed and strength in 1v1 situations (Golovin)

Statistics are UEFA Europa League only



BORUSSIA DORTMUND

Germany



Coach

Peter Stöger

Born: 11/04/1966, Vienna (AUT)
Nationality: Austrian
Head coach: From 10/12/2017 to 12/05/2018

	ALL	W	D	L
Matches in UEFA Europa League/UEFA Cup*	9	3	2	4
Matches in European club competition:**	9	3	2	4

*Group stage to final **Including qualifying

Team shape

Example: at home to Salzburg



Group H (UEFA Champions League)

TOT	RM	APO	APO	TOT	RM
L 3-1	L 1-3	D 1-1	D 1-1	L 1-2	L 3-2

Round of 32

ATA	ATA
W 3-2	D 1-1

Round of 16

SAL	SAL
L 1-2	D 0-0

Quarter-finals

--	--

Semi-finals

--	--

Final

--

Dark green = home, light green = away; see page 5 for full club names



FC DYNAMO KYIV

Ukraine



Coach

Aleksandr Khatskevich

Born: 19/10/1973, Minsk (BLR)
Nationality: Belarusian
Head coach: Since 02/06/2017

	ALL	W	D	L
Matches in UEFA Europa League/UEFA Cup*	10	4	4	2
Matches in European club competition:**	17	7	7	3

*Group stage to final **Including qualifying

Team shape

Example: versus Lazio away



Group B

SKE	PAR	YB	YB	SKE	PAR
W 3-1	W 2-3	D 2-2	W 0-1	L 3-2	W 4-1

Round of 32

AEK	AEK
D 1-1	D 0-0*

Round of 16

LAZ	LAZ
D 2-2	L 0-2

Quarter-finals

--	--

Semi-finals

--	--

Final

--

Dark green = home, light green = away; see page 5 for full club names

*Dynamo win on away goals

Squad

Average age: 25.9 App Mins G A

Goalkeepers

38 Roman Bürki	4	360
----------------	---	-----

Defenders

2 Dan-Axel Zagadou	1	90	
13 Raphaël Guerreiro	1	28	
15 Jeremy Toljan	2	135	
25 Sokratis Papastathopoulos	4	360	
26 Łukasz Piszczek	3	270	1
29 Marcel Schmelzer	3	225	1
36 Ömer Toprak	3	270	

Midfielders

8 Nuri Şahin	1	90	
11 Marco Reus	4	228	
19 Mahmoud Dahoud	4	271	
22 Christian Puljić	3	172	1
27 Gonzalo Castro	3	242	
33 Julian Weigl	2	171	

Forwards

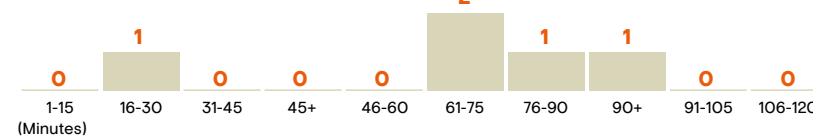
10 Mario Götze	4	225	2
14 Alexander Isak	3	58	
20 Maximilian Philipp	2	74	
21 André Schürrle	4	360	2
42 Michy Batshuayi	4	331	2

Unused substitutes: Jan-Niklas Beste, Roman Weidenfeller
App = Appearances; Mins = Minutes played; G = Goals; A = Assists

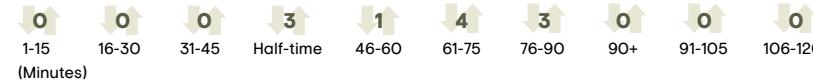
Team statistics



Time scored



Substitutions 11/12 (No double substitutions)



Averages

57% Possession
Max. 64% v Salzburg (h)
Min. 54% v Salzburg (a)

541 Passes attempted
Max. 625 v Salzburg (h)
Min. 475 v Salzburg (a)

83% Passing accuracy
Max. 88% v Salzburg (h)
Min. 75% v Salzburg (a)

Player statistics

Shots	T	OT	G
1 André Schürrle	13	6	2
2 Michy Batshuayi	10	5	2
3 Marcel Schmelzer	5	3	1

T = Total shots; OT = On target; G = Goals

Passes	A	C	%
1 Sokratis Papastathopoulos	237	211	89%
2 Ömer Toprak	209	192	92%
3 Mahmoud Dahoud	205	171	83%

A = Passes attempted; C = Passes completed

Key features

- 1-4-2-3-1
- Experienced goalkeeper Bürki, good in 1v1s
- High pressing; midfielders leading the press
- Constructive, patient build-up from the back
- Full-backs provide width; good individual technique
- Attack through middle with defence-splitting passes
- Flexible front players interchanging positions (Götze, Reus, Schürrle)
- Strength lies in attacking game with pace and ability in 1v1 situations

Squad

Average age: 27.1 App Mins G A

Goalkeepers

1 Georgiy Bushchan	3	270
35 Maxym Koval	3	270
71 Denys Boyko	4	360

Defenders

4 Aleksandar Pantić	1	10		
9 Mykola Morozyuk	10	708	2	3
23 Josip Pivarić	8	720		
24 Domagoj Vida	4	350		
26 Mykyta Burda	2	180		
30 Artem Shabanov	1	45		
34 Yevhen Khacheridi	6	540		
44 Tamás Kádár	9	765		
94 Tomasz Kędziora	9	746		

Midfielders

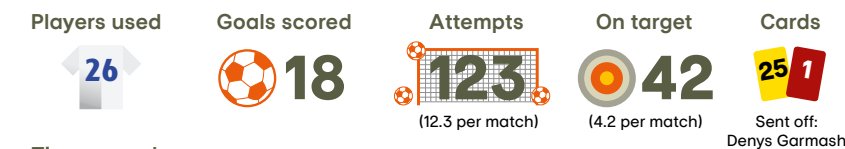
8 Volodymyr Shepeliev	6	440		
15 Viktor Tsygankov	8	649	3	3
16 Serhiy Sydorchuk	3	242	1	
18 Nikita Korzun	2	150		
19 Denys Garmash	8	535		
20 Oleh Gusev	1	8		
25 Derlis González	8	572	3	
29 Vitaliy Buyalskiy	9	782	2	2
40 Mykola Shaparenko	5	176		

Forwards

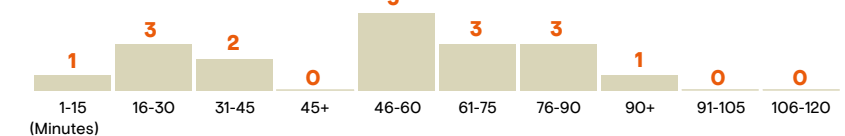
11 Júnior Moraes	10	742	7	1
22 Artem Kravets	2	91		
41 Artem Besedin	8	334	2	
43 Nazariy Rusyn	1	19	1	
70 Dieumerici Mbokani	3	200	2	

Unused substitutes: Akhmed Alibekov, Dmytro Khyobas, Bogdan Lednev, Vitaliy Mykolenko, Artur Rudko, Yevhenii Smirniy, Roman Vantukh
App = Appearances; Mins = Minutes played; G = Goals; A = Assists

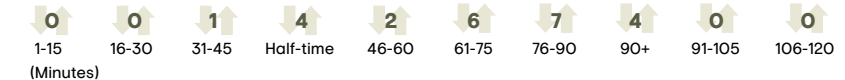
Team statistics



Time scored



Substitutions 24/30 (Including one double substitution)



Averages

48% Possession
Max. 57% v Young Boys (h), Partizan (a), Skënderbeu (a)
Min. 36% v AEK (a)

344 Passes attempted
Max. 459 v Skënderbeu (a)
Min. 243 v AEK (a)

79% Passing accuracy
Max. 88% v Skënderbeu (h)
Min. 70% v Lazio (h)

Player statistics

Shots	T	OT	G
1 Júnior Moraes	25	10	7
2 Viktor Tsygankov	15	6	3
3 Derlis González	14	4	0

T = Total shots; OT = On target; G = Goals

Passes	A	C	%
1 Tamás Kádár	367	304	83%
2 Josip Pivarić	300	221	74%
3 Viktor Tsygankov	267	210	79%

A = Passes attempted; C = Passes completed

Key features

- 1-4-2-3-1; switch to 1-4-4-1-1 when defending; to 1-4-4-2 when chasing goal
- Deep defensive block; good organisation, teamwork and discipline
- Rapid transition to defence, with immediate pressure on losing ball
- Set-piece threat and dribbling ability of left-footed Tsygankov
- Buyalskiy linking defence and attack with passing ability
- Use of game-opening diagonal balls and good crosses
- Effective wing play, with real width from full-back Pivarić
- Scoring threat of seven-goal Júnior Moraes



SS LAZIO

Italy



Coach

Simone Inzaghi

Born: 05/04/1976, Piacenza (ITA)
Nationality: Italian
Head coach: Since 08/07/2016

	ALL	W	D	L
Matches in UEFA Europa League/UEFA Cup*	12	7	2	3
Matches in European club competition:**	12	7	2	3

*Group stage to final **Including qualifying

Team shape

Example: at home to Salzburg



Group K

VIT	ZUL	NCE	NCE	VIT	ZUL
W 2-3	W 2-0	W 1-3	W 1-0	D 1-1	L 3-2

Round of 32

FCSB	FCSB
L 1-0	W 5-1

Round of 16

DKV	DKV
D 2-2	W 0-2

Quarter-finals

SAL	SAL
W 4-2	L 4-1

Semi-finals

Final

Dark green = home, light green = away; see page 5 for full club names

Squad

Average age: 25.4 App Mins G A

Goalkeepers

1	Thomas Strakosha	10	900
25	Ivan Vargić	2	180

Defenders

3	Stefan de Vrij	7	630	1
4	Patric	9	653	
5	Jordan Lukaku	9	614	
8	Dušan Basta	7	555	2
13	Wallace	2	110	
15	Quissanga Bastos	6	514	1
22	Martin Cáceres	2	116	
26	Štefan Radu	6	540	
27	Luis Felipe	10	830	1
77	Adam Marušić	5	310	1

Midfielders

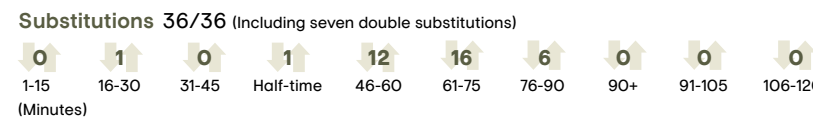
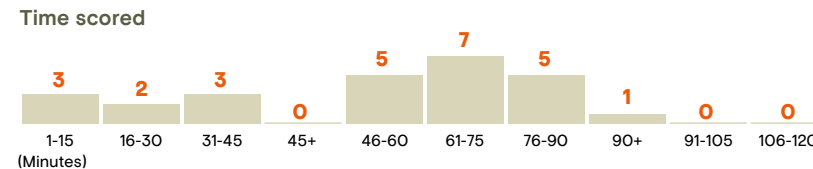

6	Lucas	9	668	2	2
10	Felipe Anderson	7	369	3	3
11	Luca Crecco	2	145		
16	Marco Parolo	8	572	2	1
18	Luis Alberto	9	644	1	5
19	Senad Lulić	10	547	1	1
21	Sergej Milinković-Savić	8	524	2	2
32	Alessio Miceli	2	59		
88	Davide Di Gennaro	3	176		
96	Alessandro Murgia	9	696	1	1

Forwards

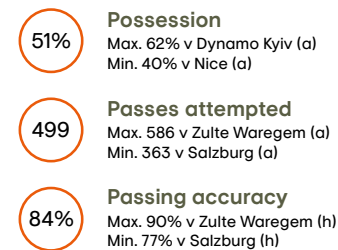
7	Nani	6	246		
17	Ciro Immobile	9	582	8	1
20	Felipe Caicedo	9	520	3	2
29	Simone Palombi	2	180		

Unused substitutes: Nicolò Armini, Guido Guerrieri
App = Appearances; Mins = Minutes played; G = Goals; A = Assists

Team statistics



Averages



Player statistics

Shots	T	OT	G	
1	Ciro Immobile	28	15	8
2	Luis Alberto	16	7	1
3	Felipe Caicedo	14	8	3

T = Total shots; OT = On target; G = Goals

Passes	A	C	%	
1	Lucas	525	458	87%
2	Luis Alberto	476	400	84%
3	Luis Felipe	467	416	89%

A = Passes attempted; C = Passes completed

Key features

- 1-3-5-2; also 1-3-1-4-1-1; 1-5-4-1 or 1-5-3-2 in defence
- Compact defence with high line; goalkeeper covers space behind well
- Experience and composure of Lucas, screening midfielder, connecting the lines
- Well-organised at set pieces; strong delivery from Luis Alberto
- Players able to run with ball (Felipe Anderson, Lulić, Lukaku)
- Good use of width; wingers cutting in, excellent at 1v1s
- Attacking variety with fast counters via penetrating passes from deep
- Goal threat of Immobile, freed from defending, ready to spring on counter



RB LEIPZIG

Germany



Coach

Ralph Hasenhüttl

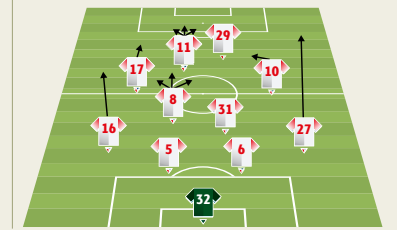
Born: 09/08/1967, Graz (AUT)
Nationality: Austrian
Head coach: From 01/07/2016 to 16/05/2018

	ALL	W	D	L
Matches in UEFA Europa League/UEFA Cup*	6	3	1	2
Matches in European club competition:**	12	5	2	5

*Group stage to final **Including qualifying

Team shape

Example: at home to Marseille



Group G (UEFA Champions League)

MON	BJK	POR	POR	MON	BJK
D 1-1	L 2-0	W 3-2	L 3-1	W 1-4	L 1-2

Dark green = home, light green = away; see page 5 for full club names

Round of 32

NAP	NAP
W 1-3	L 0-2*

Round of 16

ZEN	ZEN
W 2-1	D 1-1

Quarter-finals

MAR	MAR
W 1-0	L 5-2

Semi-finals

Final

Dark green = home, light green = away; see page 5 for full club names

*Leipzig win on away goals

Squad

Average age: 23.5 App Mins G A

Goalkeepers

32	Péter Gulácsi	6	540
----	---------------	---	-----

Defenders

3	Bernardo	5	265
4	Willi Orban	3	225
5	Dayot Upamecano	6	516
6	Ibrahima Konaté	4	315
16	Lukas Klostermann	5	450

Midfielders


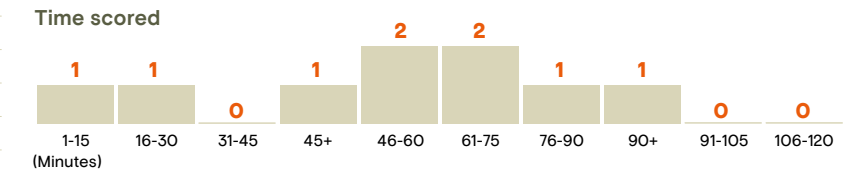
7	Marcel Sabitzer	5	261	
8	Naby Keïta	5	446	2
10	Emil Forsberg	6	327	2
13	Stefan Ilsanker	3	110	
17	Bruma	6	497	3
27	Konrad Laimer	4	299	
31	Diego Demme	6	399	
44	Kevin Kampl	4	290	1

Forwards

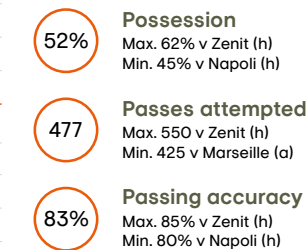
9	Yussuf Poulsen	5	215	1	
11	Timo Werner	5	445	4	2
29	Jean-Kévin Augustin	6	342	2	1

Unused substitutes: Dominik Kaiser, Yvon Mvogo, Benno Schmitz
App = Appearances; Mins = Minutes played; G = Goals; A = Assists

Team statistics



Averages



Player statistics

Shots	T	OT	G	
1	Timo Werner	19	7	4
2	Bruma	13	5	3
3	Naby Keïta	9	2	0

T = Total shots; OT = On target; G = Goals

Passes	A	C	%	
1	Diego Demme	336	300	89%
2	Naby Keïta	307	271	88%
3	Dayot Upamecano	276	246	89%

A = Passes attempted; C = Passes completed

Key features

- 1-4-4-2 with flexibility
- High pressing; rapid transition to defence with instant press on losing ball
- Centre-backs drop back quickly together; midfield blocking passes
- Break quickly, with penetrating vertical balls behind defence (Keïta)
- Danger from attacking set pieces of Forsberg
- Wide midfielders come inside, find pockets; full-backs create overloads (Laimer)
- Young, fast players with 1v1 ability
- Scoring threat of pacy Werner; clever movement and combinations



FC LOKOMOTIV MOSKVA

Russia



Coach

Yuri Semin

Born: 11/05/1947, Orenburg (RUS)
Nationality: Russian
Head coach: Since 26/08/2016

	ALL	W	D	L
Matches in UEFA Europa League/UEFA Cup*	46	17	14	15
Matches in European club competition:**	123	49	29	45

*Group stage to final **Including qualifying

Team shape

Example: at home to Atlético de Madrid



Group F

KOB	ZLI	SHE	SHE	KOB	ZLI	NCE	NCE	ATL	ATL					
D 0-0	W 3-0	D 1-1	L 1-2	W 2-1	W 0-2	W 2-3	W 1-0	L 3-0	L 1-5					

Dark green = home, light green = away; see page 5 for full club names

Round of 32

Round of 16

Quarter-finals

Semi-finals

Final



OLYMPIQUE LYONNAIS

France



Coach

Bruno Génésio

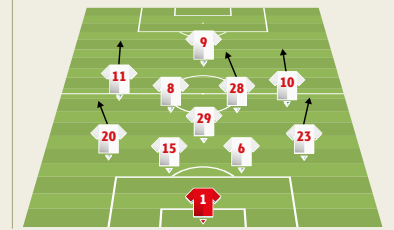
Born: 01/09/1966, Lyon (FRA)
Nationality: French
Head coach: Since 24/12/2015

	ALL	W	D	L
Matches in UEFA Europa League/UEFA Cup*	18	11	2	5
Matches in European club competition:**	24	13	4	7

*Group stage to final **Including qualifying

Team shape

Example: versus CSKA Moskva away



Group E

APL	ATA	EVE	EVE	APL	ATA	VIL	VIL	CSKA	CSKA					
D 1-1	D 1-1	W 1-2	W 3-0	W 4-0	L 1-0	W 3-1	W 0-1	W 0-1	L 2-3*					

Dark green = home, light green = away; see page 5 for full club names

*CSKA win on away goals

Squad

Average age: 28.7 App Mins G A

Goalkeepers

No.	Name	App	Mins	G	A
1	Guilherme	7	573		
30	Nikita Medvedev	1	57		
77	Anton Kochenkov	3	270		

Defenders

No.	Name	App	Mins	G	A
5	Nemanja Pejčinović	10	745		
14	Vedran Ćorluka	2	165		
17	Taras Mikhaliuk	2	170		
28	Boris Rotenberg	2	11		
29	Vitali Denisov	2	135		
33	Solomon Kverkvelia	10	900		

Midfielders

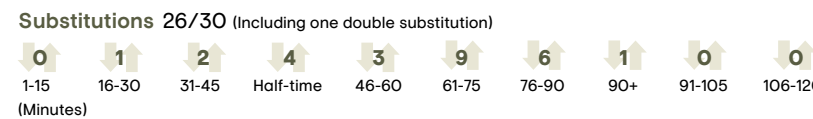
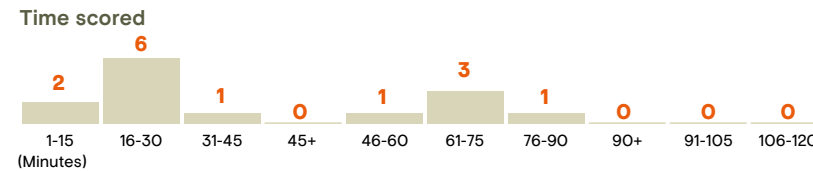
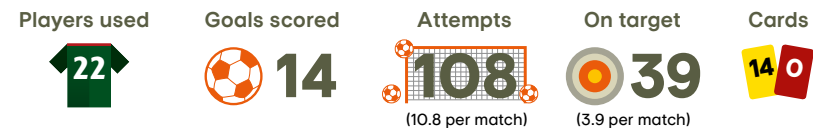
No.	Name	App	Mins	G	A
4	Manuel Fernandes	10	900	6	
8	Jefferson Farfán	9	581	4	1
18	Aleksandr Kolomeyts	8	369		
20	Vladislav Ignatyev	9	771		
23	Dmitri Tarasov	8	418	1	
27	Igor Denisov	10	900	1	
31	Maciej Rybus	6	495	1	
36	Dmitri Barinov	2	36		
59	Aleksei Miranchuk	9	784	1	4
60	Anton Miranchuk	10	690	1	1
84	Mikhail Lysov	5	397		

Forwards

No.	Name	App	Mins	G	A
9	Ari	2	135		
24	Éder	9	398	1	

Unused substitutes: Alan Kosaev
App = Appearances; Mins = Minutes played; G = Goals; A = Assists

Team statistics



Averages

45% Possession
Max. 55% v Zlin (a), Nice (a)
Min. 36% v Atlético (a)

433 Passes attempted
Max. 614 v Nice (a)
Min. 295 v København (a)

84% Passing accuracy
Max. 93% v København (a)
Min. 77% v Atlético (a)

Player statistics

Shots	T	OT	G
1 Manuel Fernandes	27	10	6
2 Jefferson Farfán	18	10	4
3 Aleksei Miranchuk	15	4	1

T = Total shots; OT = On target; G = Goals

Passes	A	C	%
1 Manuel Fernandes	599	506	84%
2 Igor Denisov	593	543	92%
3 Vladislav Ignatyev	406	332	82%

A = Passes attempted; C = Passes completed

Key features

- 1-4-2-3-1; 1-5-4-1
- Compact defence, with deep defensive block
- Well-organised, hard-working team; aerial strength defending set pieces
- Experienced Fernandes providing set-piece and scoring threat
- Two screening midfielders; Denisov collects from centre-backs to make play
- Full-backs push up pitch with wide forwards moving inside
- Look for long passes to Éder, lone striker

Squad

Average age: 24.8 App Mins G A

Goalkeepers

No.	Name	App	Mins	G	A
1	Anthony Lopes	10	900		

Defenders

No.	Name	App	Mins	G	A
4	Rafael	6	535		
5	Mouctar Diakhaby	5	450	1	
6	Marcelo	10	900	1	
15	Jérémy Morel	6	495		
20	Marçal	6	520		
22	Ferland Mendy	7	386		
23	Kenny Tete	4	360		

Midfielders

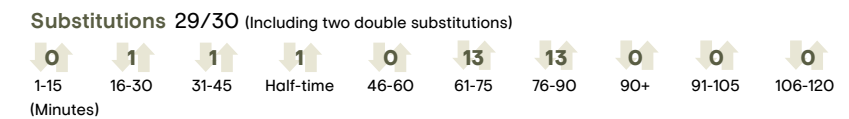
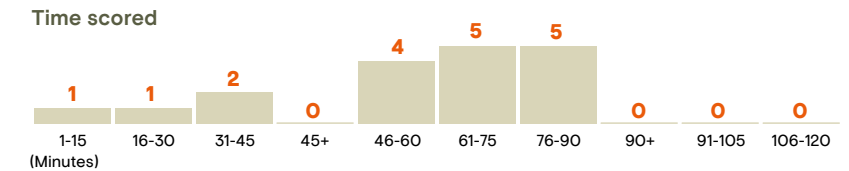
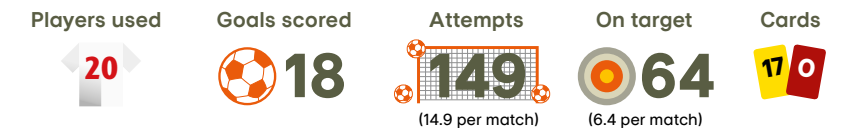
No.	Name	App	Mins	G	A
8	Houssem Aouar	8	460	1	1
12	Jordan Ferri	6	286	2	
27	Maxwel Cornet	8	367	1	1
28	Tanguy Ndombele	10	707	1	1
29	Lucas Tousart	9	765		

Forwards

No.	Name	App	Mins	G	A
9	Mariano Diaz	9	684	2	2
10	Bertrand Traoré	9	540	4	1
11	Memphis Depay	10	689	3	3
13	Willem Geubbels	1	44		
17	Myziane Maolida	6	136	1	
18	Nabil Fekir	8	660	3	1
19	Amine Gouiri	1	15		

Unused substitutes: Pape Cheikh, Mathieu Gorgelin, Elisha Owusu, Mapou Yanga-Mbiwa
App = Appearances; Mins = Minutes played; G = Goals; A = Assists

Team statistics



Averages

51% Possession
Max. 61% v Atalanta (h)
Min. 44% v Everton (a), CSKA Moskva (a)

481 Passes attempted
Max. 610 v Atalanta (a)
Min. 361 v Lyon (a)

85% Passing accuracy
Max. 89% v Atalanta (a)
Min. 73% v Everton (a)

Player statistics

Shots	T	OT	G
1 Mariano Diaz	32	18	2
2 Bertrand Traoré	22	11	4
3 Nabil Fekir	20	6	3

T = Total shots; OT = On target; G = Goals

Passes	A	C	%
1 Marcelo	570	503	88%
2 Tanguy Ndombele	453	409	90%
3 Nabil Fekir	364	323	89%

A = Passes attempted; C = Passes completed

Key features

- 1-4-3-3; also 1-4-2-3-1 and 1-4-1-4-1
- Influential goalkeeper Lopes reads game well
- Compact defence; use of deep block; midfield pressing
- Good organisation at set pieces; aerial strength of Marcelo
- Rapid transition from defence to attack, with game-opening diagonal passes
- Attack using width; good wing play and crosses
- Positional intelligence and attacking power of Ndombele
- Quick attackers with dribbling skills (Cornet)



OLYMPIQUE DE MARSEILLE

France



Coach

Rudi Garcia

Born: 20/02/1964, Nemours (FRA)
Nationality: French
Head coach: Since 20/10/2016

	ALL	W	D	L
Matches in UEFA Europa League/UEFA Cup*	37	15	9	13
Matches in European club competition:**	72	27	19	26

*Group stage to final **Including qualifying

Team shape

Example: at home to Salzburg



Group I	Round of 32	Round of 16	Quarter-finals	Semi-finals	Final
KON W 1-0	SAL L 1-0	VSC W 2-1	VSC L 1-0	KON D 1-1	SAL D 0-0
BRA W 3-0	BRA L 1-0	ATH W 3-1	ATH W 1-2	RBL L 1-0	RBL W 5-2
SAL W 2-0	SAL L 2-1*	ATL L 0-3			

Dark green = home, light green = away, orange = final; see page 5 for full club names

*After extra time



AC MILAN

Italy



Coach

Gennaro Gattuso

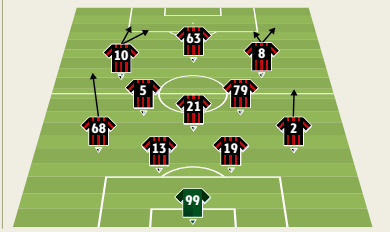
Born: 09/01/1978, Corigliano Calabro (ITA)
Nationality: Italian
Head coach: Since 27/11/2017

	ALL	W	D	L
Matches in UEFA Europa League/UEFA Cup*	5	2	0	3
Matches in European club competition:**	5	2	0	3

*Group stage to final **Including qualifying
Vincenzo Montella was coach for matchdays 1 to 5

Team shape

Example: at home to Arsenal



Group D	Round of 32	Round of 16	Quarter-finals	Semi-finals	Final
AW W 1-5	RJK W 3-2	AEK D 0-0	AEK D 0-0	AW W 5-1	RJK L 2-0
LUD W 0-3	LUD W 1-0	ARS L 0-2	ARS L 3-1		

Dark green = home, light green = away; see page 5 for full club names

Squad

Average age: 26.2 App Mins G A

Goalkeepers

16	Yohann Pelé	8	750
30	Steve Mandanda	7	630

Defenders

2	Hiroki Sakai	10	765	1	1
4	Boubacar Kamara	6	536		
6	Rolando	9	739	1	
13	Aymen Abdennour	2	180		
18	Jordan Amavi	12	1011	1	
21	Patrice Evra	2	148		
23	Adil Rami	14	1262	1	

Midfielders


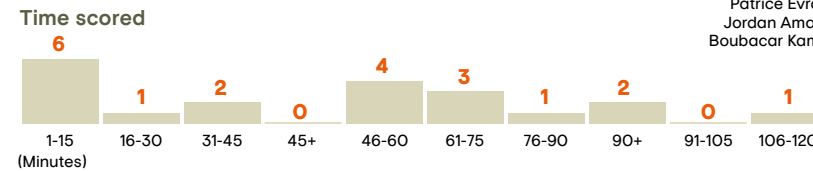
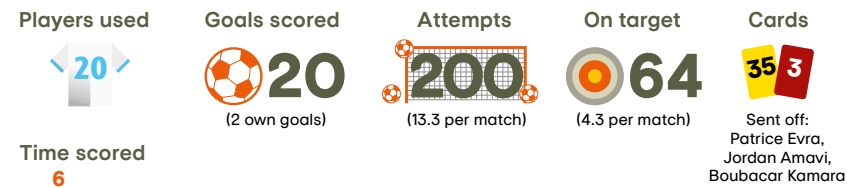
5	Lucas Ocampos	13	964	4	1
8	Morgan Sanson	13	1067	2	
10	Dimitri Payet	12	811	3	7
17	Bouna Sarr	15	1000	1	
19	Luiz Gustavo	15	1326		
26	Florian Thauvin	12	762	3	2
27	Maxime Lopez	13	957	1	2
29	André Zambo Anguissa	14	585		

Forwards

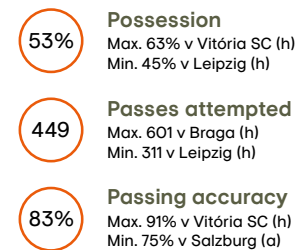
11	Kostas Mitroglou	7	384		
14	Clinton Njie	11	446	1	1
28	Valère Germain	13	843	2	

Unused substitutes: Henri Bedimo, Dória, Florian Escales, Christopher Rocchia, Yusuf Sari, Grégory Sertic
App = Appearances; Mins = Minutes played; G = Goals; A = Assists

Team statistics



Averages



Player statistics

Shots	T	OT	G
1 Lucas Ocampos	29	11	4
2 Valère Germain	24	10	2
3 Dimitri Payet	22	8	3

T = Total shots; OT = On target; G = Goals

Passes	A	C	%
1 Luiz Gustavo	689	617	90%
2 Maxime Lopez	629	573	91%
3 Adil Rami	614	531	86%

A = Passes attempted; C = Passes completed

Key features

- 1-4-2-3-1
- Compact in defence, with midfield pressing
- Experienced, authoritative centre-backs (Rami, Luiz Gustavo)
- Excellent passing; assured combination play; rapid transitions
- Attacking variety, both through middle and via good wing play
- Catalyst Payet with vision and ability to dissect defences in open play and with dead balls
- Technical players with dribbling ability (Thauvin)
- Entertaining attacking football, and strong team spirit

Squad

Average age: 25.9 App Mins G A

Goalkeepers

30	Marco Storari	1	90
90	Antonio Donnarumma	1	90
99	Gianluigi Donnarumma	8	720

Defenders

2	Davide Calabria	4	349		
13	Alessio Romagnoli	8	688		
15	Gustavo Gómez	1	10		
17	Cristián Zapata	4	360		
19	Leonardo Bonucci	9	726	1	
20	Ignazio Abate	5	346		
22	Mateo Musacchio	5	376	1	
29	Gabriel Paletta	1	90		
31	Luca Antonelli	3	196	1	
68	Ricardo Rodríguez	7	544	2	2

Midfielders

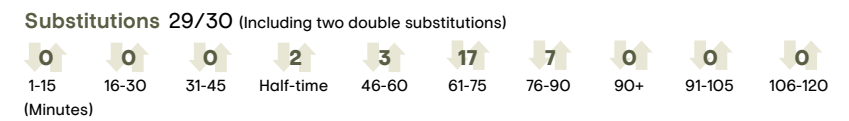
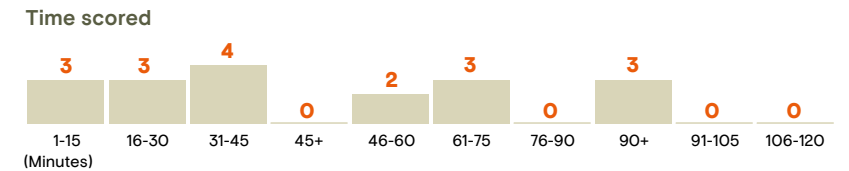
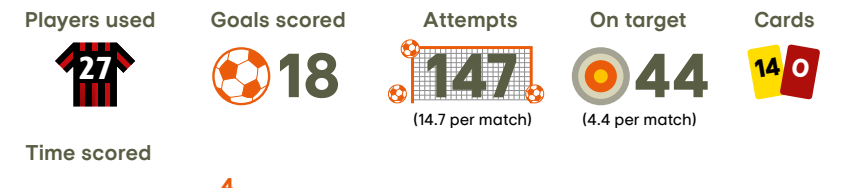
4	Josè Mauri	2	53		
5	Giacomo Bonaventura	6	345		
8	Suso	7	434	1	
10	Hakan Çalhanoğlu	8	613	2	4
11	Fabio Borini	8	467	2	3
18	Riccardo Montolivo	3	270		
21	Lucas Biglia	5	450		
45	Niccolò Zanelato	1	74		
73	Manuel Locatelli	7	454		
79	Franck Kessié	9	578	2	

Forwards

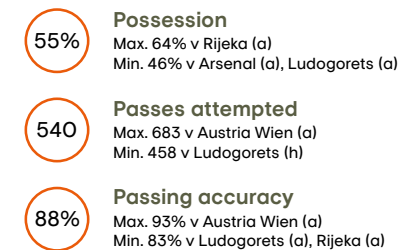
7	Nikola Kalinić	6	184	1	
9	André Silva	10	722	6	
27	Riccardo Forte	1	10		
63	Patrick Cutrone	9	661	4	1

Unused substitutes: Matteo Gabbia
App = Appearances; Mins = Minutes played; G = Goals; A = Assists

Team statistics



Averages



Player statistics

Shots	T	OT	G
1 Patrick Cutrone	28	10	4
2 André Silva	23	9	6
3 Hakan Çalhanoğlu	15	8	2

T = Total shots; OT = On target; G = Goals

Passes	A	C	%
1 Leonardo Bonucci	567	497	88%
2 Alessio Romagnoli	535	500	93%
3 Lucas Biglia	361	328	91%

A = Passes attempted; C = Passes completed

Key features

- 1-4-3-3; 1-4-4-2
- Defence takes high line; good organisation at set pieces
- Leadership of Bonucci, with positional sense and tackling ability
- High pressing; fast transition on winning ball with assured combinations
- Good wing play; full-backs (Rodríguez) excellent in transition, supplying width
- Çalhanoğlu moves infield to create space of overlapping full-back
- Vision and game intelligence of Biglia, bringing balance in midfield
- Suso looking for 1v1, employing speed and dribbling ability



FC VIKTORIA PLZEŇ

Czech Republic



Coach

Pavel Vrba

Born: 06/12/1963, Píerov (CZE)
Nationality: Czech
Head coach: Since 01/07/2017

	ALL	W	D	L
Matches in UEFA Europa League/UEFA Cup*	24	13	5	6
Matches in European club competition:**	68	38	13	17

*Group stage to final **Including qualifying

Team shape

Example: versus Sporting away



Group G

FCSB	HBS	LUG	LUG	FCSB	HBS
L 3-0	W 3-1	L 3-2	W 4-1	W 2-0	W 0-2

Dark green = home, light green = away; see page 5 for full club names

Round of 32

PAR	PAR
D 1-1	W 2-0

Round of 16

SCP	SCP
L 2-0	W 2-1*

*After extra time

Quarter-finals

--	--

Semi-finals

--	--

Final

--

Squad

Average age: 29 App Mins G A

Goalkeepers

16	Aleš Hruška	10	930
----	-------------	----	-----

Defenders

2	Lukáš Hejda	9	734	1	1
4	Roman Hubník	6	540		
8	David Limberský	7	630		
14	Radim Řezník	10	916	1	2
21	Tomáš Hájek	5	480		
24	Milan Havel	3	300		1

Midfielders

6	Václav Pilař	3	118		
7	Tomáš Hořava	9	775	2	1
9	Martin Zeman	7	341		2
10	Jan Kopic	9	768	2	2
11	Milan Petržela	10	595	2	2
17	Patrik Hrošovský	10	930		1
19	Jan Kovařík	2	135		1
25	Aleš Čermák	7	223	2	2
26	Daniel Kolář	9	740		
29	Diego Živulić	3	67		
33	Andreas Ivanschitz	1	16		1

Forwards

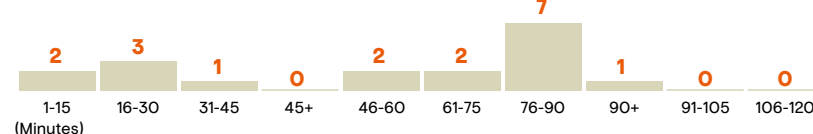
15	Michael Krmenčík	8	574	4	2
18	Tomáš Chorý	3	35		
23	Marek Bakoš	6	232		4
37	Jakub Řezníček	3	152		

Unused substitutes: Matuš Kozáčík
App = Appearances; Mins = Minutes played; G = Goals; A = Assists

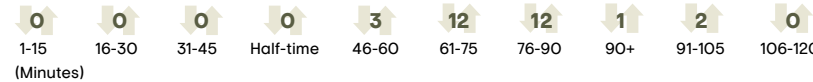
Team statistics



Time scored



Substitutions 30/30 (Including two double substitutions)



Averages

52%	Possession Max. 62% v Lugano (a) Min. 43% v Sporting CP (a), H. Beer-Sheva (a)
425	Passes attempted Max. 514 v Partizan (a) Min. 334 v Lugano (h)
81%	Passing accuracy Max. 88% v Lugano (a) Min. 72% v Partizan (h)

Player statistics

Shots	T	OT	G
1 Jan Kopic	19	9	2
2= Michael Krmenčík	15	6	4
2= Tomáš Hořava	15	6	2

T = Total shots; OT = On target; G = Goals

Passes	A	C	%
1 Patrik Hrošovský	504	435	86%
2 Tomáš Hořava	409	363	89%
3 Jan Kopic	345	289	84%

A = Passes attempted; C = Passes completed

Key features

- 1-4-2-3-1, becoming 1-3-4-3 in attack
- Solid, influential goalkeeper Hruška, helping build-up from back
- Two holding midfielders, take turns supporting centre-backs
- Decent shape; team moving as unit in defence and attack
- Flexible in formation, players interchanging position with good movement
- Quick, technical, committed footballers with good passing ability (Kopic)
- Wide attackers move inside near target striker, creating space for full-backs
- Scoring potential of four-goal Bakoš



FC SALZBURG

Austria



Coach

Marco Rose

Born: 11/09/1976, Leipzig (GER)
Nationality: German
Head coach: Since 01/07/2017

	ALL	W	D	L
Matches in UEFA Europa League/UEFA Cup*	14	7	5	2
Matches in European club competition:**	20	11	7	2

*Group stage to final **Including qualifying

Team shape

Example: at home to Marseille



Group I

VSC	MAR	KON	KON	VSC	MAR
D 1-1	W 1-0	W 0-2	D 0-0	W 3-0	D 0-0

Dark green = home, light green = away; see page 5 for full club names

Round of 32

RS	RS
D 2-2	W 2-1

Round of 16

DOR	DOR
W 1-2	D 0-0

Quarter-finals

LAZ	LAZ
L 4-2	W 4-1

Semi-finals

MAR	MAR
L 2-0	W 2-1*

Final

--

*After extra time

Squad

Average age: 24.4 App Mins G A

Goalkeepers

1	Cican Stankovic	1	90
33	Alexander Walke	13	1200

Defenders

3	Paulo Miranda	5	450		
5	Duje Ćaleta-Car	13	1200	1	
6	Jérôme Onguéné	1	90		
15	André Ramalho	8	731	1	
17	Andreas Ulmer	14	1267	1	2
22	Stefan Lainer	14	1290	1	5
34	Marin Pongračić	3	132		

Midfielders

4	Amadou Haidara	14	1219	2	
7	Reinhold Yabo	8	285	1	
8	Dadié Samassékou	12	1081	1	
11	Marc Ratzkowski	2	21		
13	Hannes Wolf	7	401		
14	Valon Berisha	13	1138	5	1
18	Takumi Minamino	8	197	2	1
20	David Atanga	1	31		
24	Christoph Leitgeb	2	19		
42	Xaver Schlager	14	883	1	

Forwards

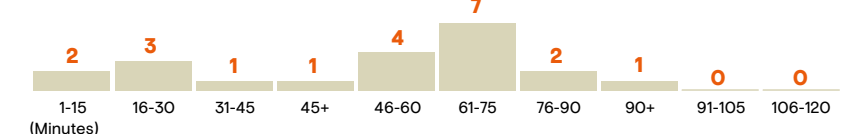
9	Munas Dabbur	14	1286	5	2
19	Hee-Chan Hwang	9	520		2
20	Samuel Tetteh	1	4		
21	Fredrik Gulbrandsen	13	631		1
41	Patson Daka	1	25		

Unused substitutes: Patrick Farkas, Luca Meisl, Carlos Miguel, Enock Mwepu, Stefan Stangl
App = Appearances; Mins = Minutes played; G = Goals; A = Assists

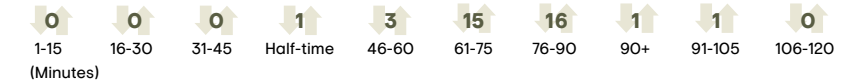
Team statistics



Time scored



Substitutions 37/42 (No double substitutions)



Averages

50%	Possession Max. 60% v Konyaspor (h) Min. 36% v Dortmund (a)
408	Passes attempted Max. 522 v Konyaspor (h) Min. 314 v Real Sociedad (a)
80%	Passing accuracy Max. 89% v Vitória SC (a) Min. 72% v Dortmund (h)

Player statistics

Shots	T	OT	G
1 Munas Dabbur	38	12	5
2 Valon Berisha	27	8	5
3 Amadou Haidara	25	4	2

T = Total shots; OT = On target; G = Goals

Passes	A	C	%
1 Valon Berisha	650	528	81%
2 Duje Ćaleta-Car	642	573	89%
3 Andreas Ulmer	602	447	74%

A = Passes attempted; C = Passes completed

Key features

- 1-4-4-2, with midfield diamond; also 1-4-3-2-1
- Experienced, influential goalkeeper in Walke
- Purposeful, possession-based approach; short and medium-passing game
- Strong full-back play (Lainer); dribbling and crossing
- Mobile screening midfielder Samassékou; strong in passing, 1v1
- Rapid transitions; effective pressing and move ball quickly once in possession
- Fast, hard-working players with impressive intensity and energy
- Good movement, technique from attacking players (Dabbur, Hwang)
- Focus and determination in losing situation (v Lazio)



SPORTING CLUBE DE PORTUGAL

Portugal



Coach

Jorge Jesus

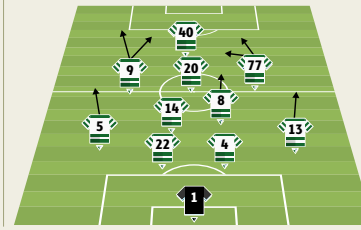
Born: 24/07/1954, Amadora (POR)
Nationality: Portuguese
Head coach: From 01/07/2015 to 05/06/2018

	ALL	W	D	L
Matches in UEFA Europa League/UEFA Cup*	64	36	12	16
Matches in European club competition:**	123	59	25	39

*Group stage to final **Including qualifying

Team shape

Example: at home to Viktoria Plzeň



Group D (UEFA Champions League)

OLY	BAR	JUV	JUV	OLY	BAR
W 2-3	L 0-1	L 2-1	D 1-1	W 3-1	L 2-0

Dark green = home, light green = away; see page 5 for full club names

Round of 32

AST	AST
W 1-3	D 3-3

Round of 16

PLZ	PLZ
W 2-0	L 2-1*

*After extra time

Quarter-finals

ATL	ATL
L 2-0	W 1-0

Semi-finals

--	--

Final

--



FC ZENIT

Russia



Coach

Roberto Mancini

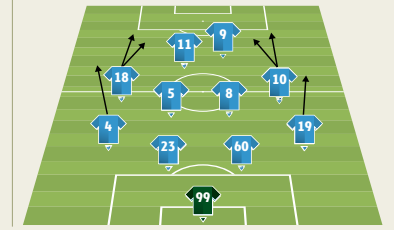
Born: 27/11/1964, Lesi (ITA)
Nationality: Italian
Head coach: From 01/07/2017 to 13/05/2018

	ALL	W	D	L
Matches in UEFA Europa League/UEFA Cup*	47	23	13	11
Matches in European club competition:**	120	56	31	33

*Group stage to final **Including qualifying

Team shape

Example: at home to Leipzig



Group L

VRD	RS	ROS	ROS	VRD	RS
W 0-5	W 3-1	W 3-1	D 1-1	W 2-1	W 1-3

Dark green = home, light green = away; see page 5 for full club names

Round of 32

CEL	CEL
L 1-0	W 3-0

Round of 16

RBL	RBL
L 2-1	D 1-1

Quarter-finals

--	--

Semi-finals

--	--

Final

--

Squad

Average age: 26.1 App Mins G A

Goalkeepers

1 Rui Patrício	6	570
----------------	---	-----

Defenders

4 Sebastián Coates	4	360		
5 Fábio Coentrão	5	432	1	
6 André Pinto	4	390		
13 Stefan Ristovski	3	259		
22 Jérémy Mathieu	5	416		
92 Cristiano Piccini	3	233		

Midfielders

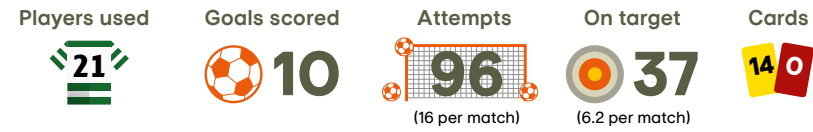
7 Rúben Ribeiro	6	107		
8 Bruno Fernandes	6	567	3	4
11 Bruno César	1	12		
14 William Carvalho	4	255		
16 Rodrigo Battaglia	6	456	1	
20 Bryan Ruiz	6	487	2	
25 Radosav Petrović	2	131		
66 João Palhinha	1	74		

Forwards

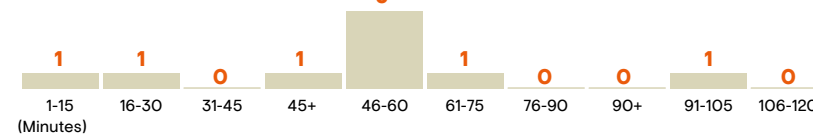
9 Marcos Acuña	6	403		
28 Bas Dost	3	300	1	1
40 Fredy Montero	5	256	3	
77 Gelson Martins	5	474	1	
88 Seydou Doumbia	2	72	1	
93 Rafael Leão	1	16		

Unused substitutes: Elves Baldé, Rafael Barbosa, Romain Solin, Ronaldo Tavares
App = Appearances; Mins = Minutes played; G = Goals; A = Assists

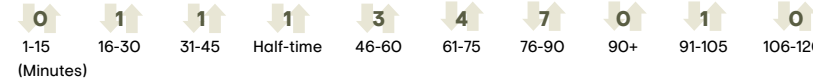
Team statistics



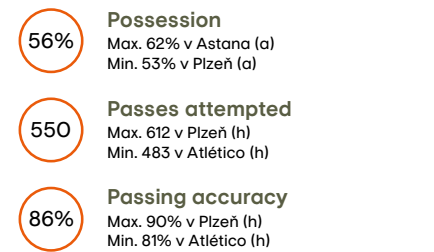
Time scored



Substitutions 18/18 (No double substitutions)



Averages



Player statistics

Shots	T	OT	G
1 Bruno Fernandes	24	10	3
2 Marcos Acuña	13	1	0
3= Bryan Ruiz	10	6	0
3= Fredy Montero	10	5	3
3= Gelson Martins	10	5	1

T = Total shots; OT = On target; G = Goals

Passes	A	C	%
1 Bruno Fernandes	374	309	83%
2 Rodrigo Battaglia	327	300	92%
3 Bryan Ruiz	268	230	86%

A = Passes attempted; C = Passes completed

Key features

- 1-4-3-3 and 1-5-4-1; becoming 1-3-4-3 when attacking
- Patient build-up from back to middle
- High pressing; applying pressure in moment after losing ball
- Fast transitions; threatening on counterattack
- Good wing play with effective use of full-backs and plenty of crosses
- Wide players move inside, find space behind centre-forward
- Influential midfielder Fernandes providing passing vision and positioning
- Quick, skilful Martins a danger when cutting inside with 1v1 ability

Squad

Average age: 27.1 App Mins G A

Goalkeepers

1 Yuri Lodygin	2	180
99 Andrei Lunev	8	720

Defenders

3 Denis Terentyev	2	102		
4 Domenico Criscito	9	810	1	2
19 Igor Smolnikov	5	330		
23 Miha Mevlja	10	892		
30 Emanuel Mammana	8	717		
50 Maksim Karpov	1	3		
60 Branislav Ivanović	7	615	3	2

Midfielders

5 Leandro Paredes	7	545	1	3
8 Matias Kranevitter	10	682		
10 Emiliano Rigoni	10	775	6	2
14 Daler Kuzyaev	7	541	1	1
16 Christian Noboa	5	336	3	
17 Oleg Shatov	2	120		
18 Yuri Zhirkov	4	216		
21 Aleksandr Erokhin	9	502	1	

Forwards

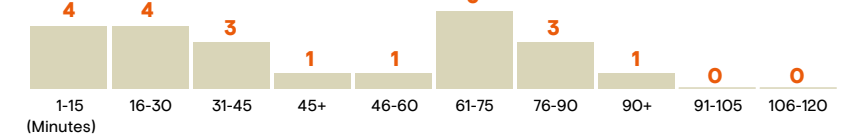
7 Dmitri Poloz	7	285	1	1
9 Aleksandr Kokorin	9	698	6	1
11 Sebastian Driussi	8	359	1	
22 Artem Dzyuba	4	168	1	1
29 Anton Zabolotny	4	305		

Unused substitutes: Mikhail Kerzhakov, Ivan Novoseltsev, Dmitri Pletnev, Ilya Skrobotov
App = Appearances; Mins = Minutes played; G = Goals; A = Assists


Team statistics



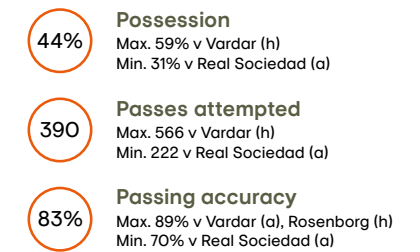
Time scored



Substitutions 28/30 (Including two double substitutions)



Averages



Player statistics

Shots	T	OT	G
1 Emiliano Rigoni	20	9	6
2= Aleksandr Kokorin	15	9	6
2= Leandro Paredes	15	5	1

T = Total shots; OT = On target; G = Goals

Passes	A	C	%
1 Domenico Criscito	385	306	79%
2 Miha Mevlja	381	347	91%
3 Emanuel Mammana	348	320	92%

A = Passes attempted; C = Passes completed

Key features

- 1-4-4-2, or 1-4-4-1-1; 1-4-2-3-1 away from home
- Use of deep passes to forward runners; diagonal balls to switch play
- Compact midfield block; wide midfielders marking opposition full-backs
- Retreated into own half in away leg v Leipzig; just one forward upfield
- Experienced Zhirkov working well in both directions
- Attack-minded full-back Criscito bringing leadership as well as crossing ability
- Paredes the playmaker, controlling presence in midfield, switching play
- Good set-piece options with both Paredes and Criscito

Roll of honour

2018 Club Atlético de Madrid
2017 Manchester United FC
2016 Sevilla FC
2015 Sevilla FC
2014 Sevilla FC
2013 Chelsea FC
2012 Club Atlético de Madrid
2011 FC Porto
2010 Club Atlético de Madrid
2009 FC Shakhtar Donetsk
2008 FC Zenit
2007 Sevilla FC
2006 Sevilla FC
2005 PFC CSKA Moskva
2004 Valencia CF
2003 FC Porto
2002 Feyenoord
2001 Liverpool FC
2000 Galatasaray AŞ
1999 Parma FC
1998 FC Internazionale Milano
1997 FC Schalke 04
1996 FC Bayern München
1995 Parma FC
1994 FC Internazionale Milano
1993 Juventus
1992 AFC Ajax
1991 FC Internazionale Milano
1990 Juventus
1989 SSC Napoli
1988 Bayer 04 Leverkusen
1987 IFK Göteborg
1986 Real Madrid CF
1985 Real Madrid CF
1984 Tottenham Hotspur FC
1983 RSC Anderlecht
1982 IFK Göteborg
1981 Ipswich Town FC
1980 Eintracht Frankfurt
1979 VfL Borussia Mönchengladbach
1978 PSV Eindhoven
1977 Juventus
1976 Liverpool FC
1975 VfL Borussia Mönchengladbach
1974 Feyenoord
1973 Liverpool FC
1972 Tottenham Hotspur FC

Editorial

Ioan Lupescu, David Gough, Simon Hart

UEFA technical observers

At the final: Milenko Ačimović, Jerzy Engel, Stefan Majewski, Mixu Paatelainen, Thomas Schaaf, Ghenadie Scurtul
During the season: Milenko Ačimović, Cristian Chivu, Savvas Constantinou, Jerzy Engel, Stefan Majewski, Jarmo Matikainen, Mixu Paatelainen, Jean-Pierre Papin, Willibald Ruttensteiner, Thomas Schaaf, Ghenadie Scurtul, László Szalai

UEFA Head of Football Education Services

Frank K. Ludolph

UEFA Publications Manager

Emmanuel Deconche

Managing editor

Michael Harrold

Design

Oliver Meikle, Fernando Pires, Daniel Nutter

Contributors

Andrew Haslam, Rebecca Hopkins, Anthony Naughton

Statistics

Rob Esteva, UEFA Data Services

Production

Kat Rickards, Stéphanie Tetaz, Aleksandra Sersniova

Translation

French: Zouhair El Fehri, Patrick Pfister, Cécile Pierreclos, Sébastien Plader, Anna Simon
German: Doris Egger, Sabine Redlich, Florian Simmen, Sandra Wisniewski, Frédéric Wyler

Photography

Getty Images, UEFA

Printing

Artgraphic Cavin, Grandson

Designed and produced by TwelfthMan on behalf of UEFA

©UEFA 2018. All rights reserved. The UEFA word, the UEFA Europa League logo and trophy are protected by trade marks and/or copyright of UEFA. No use for commercial purposes may be made of such trade marks.

All eyes on the ball for an Atleti cross during the final (right)





UEFA
ROUTE DE GENÈVE 46
CH-1260 NYON 2
SWITZERLAND
TELEPHONE: +41 848 00 27 27
TELEFAX: +41 848 01 27 27
UEFA.com

WE CARE ABOUT FOOTBALL
